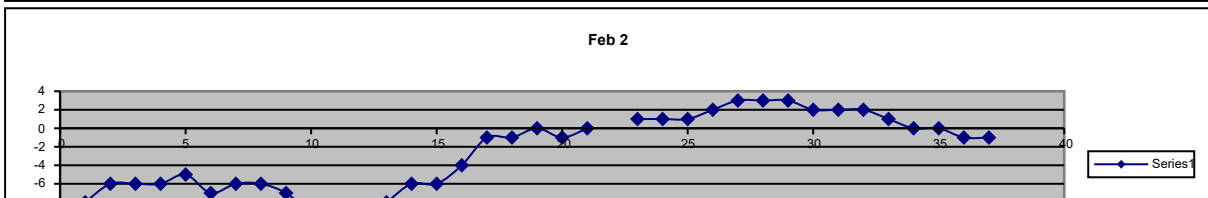
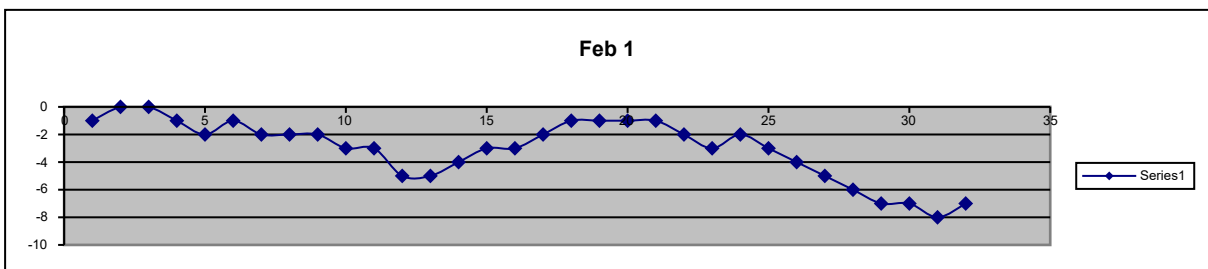
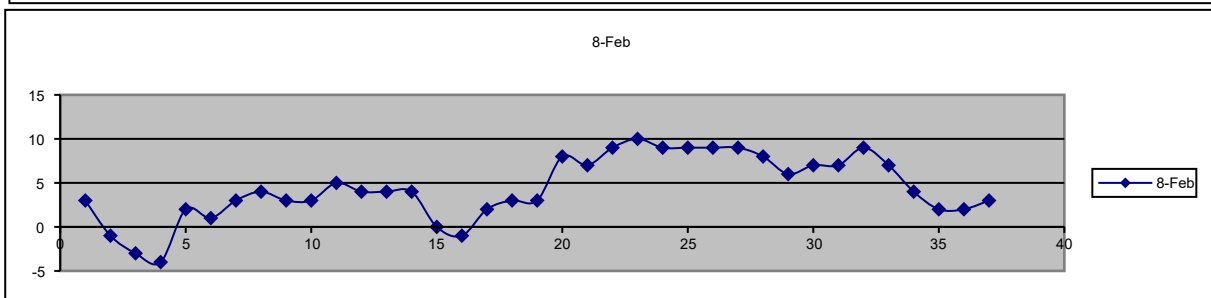
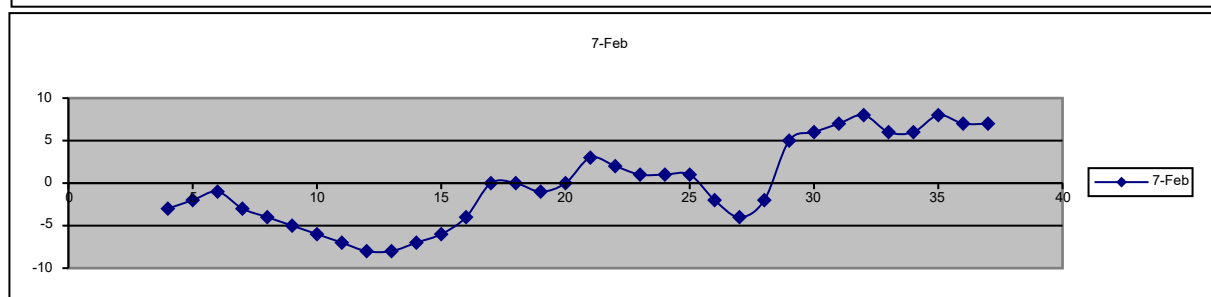
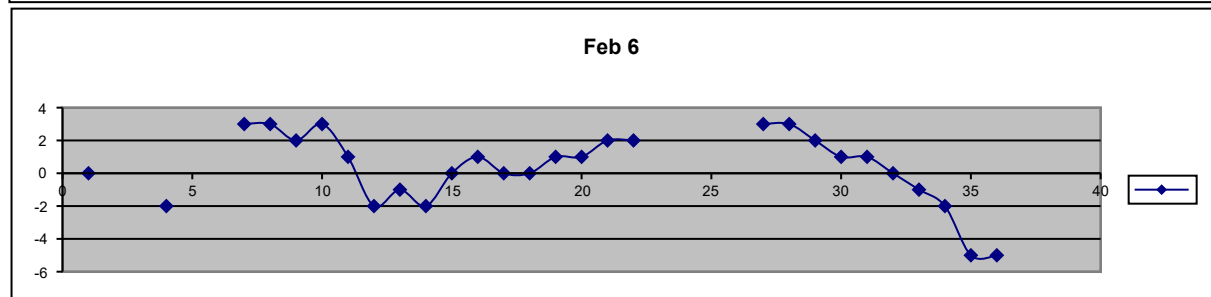
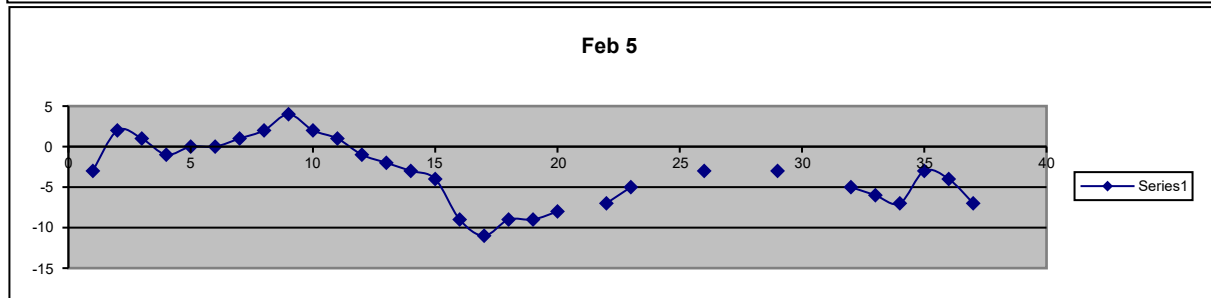
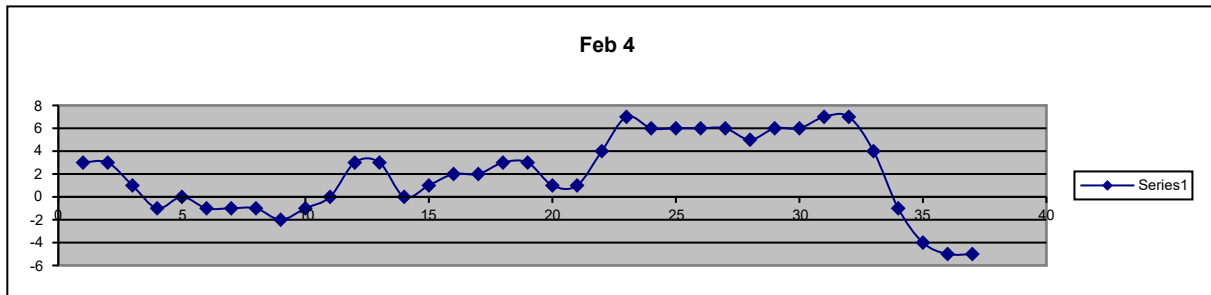
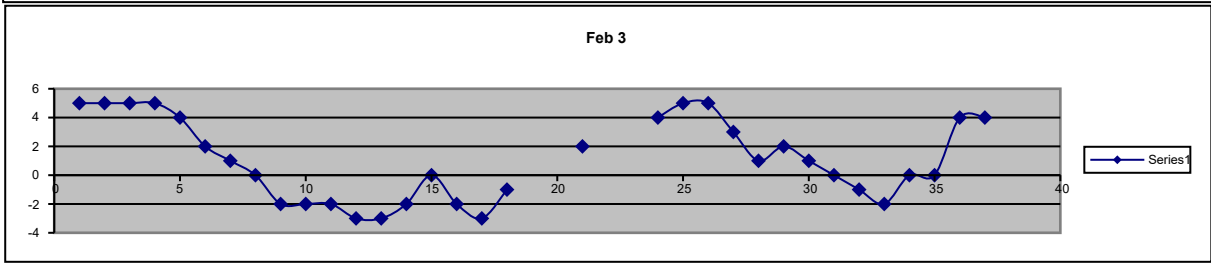


Dew Point Temperature Forecast Time Period Errors

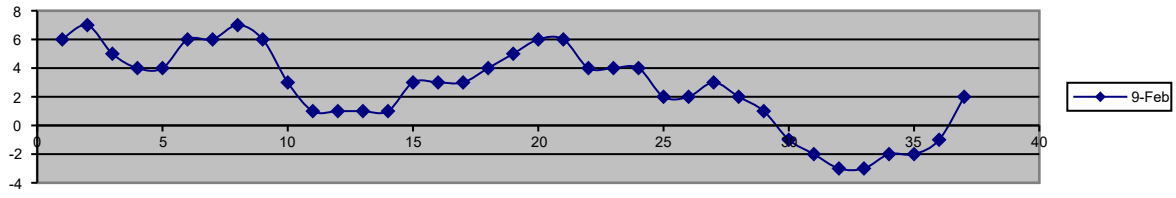
(Graphs Below for

F. Hr.	1-Feb	2-Feb	3-Feb	4-Feb	5-Feb	6-Feb	7-Feb	8-Feb
0Z		-8	5	3	-3			3
1Z		-6	5	3	2	0		-1
2Z		-6	5	1	1			-3
3Z		-6	5	-1	-1		-3	-4
4Z		-5	4	0	0	-2	-2	2
5Z	-1	-7	2	-1	0		-1	1
6Z	1	-6	1	-1	1		-3	3
7Z	0	-6	0	-1	2	3	-4	4
8Z	-1	-7	-2	-2	4	3	-5	3
9Z	-2	-9	-2	-1	2	2	-6	3
10Z	-1	-9	-2	0	1	3	-7	5
11Z	-2	-10	-3	3	-1	1	-8	4
12Z	-2	-8	-3	3	-2	-2	-8	4
13Z	-2	-6	-2	0	-3	-1	-7	4
14Z	-3	-6	0	1	-4	-2	-6	0
15Z	-3	-4	-2	2	-9	0	-4	-1
16Z	-5	-1	-3	2	-11	1	0	2
17Z	-5	-1	-1	3	-9	0	0	3
18Z	-4	0		3	-9	0	-1	3
19Z	-3	-1		1	-8	1	0	8
20Z	-3	0	2	1		1	3	7
21Z	-2			4	-7	2	2	9
22Z	-1	1		7	-5	2	1	10
23Z	-1	1	4	6			1	9
24Z	-1	1	5	6			1	9
25Z	-1	2	5	6	-3		-2	9
26Z	-2	3	3	6			-4	9
27Z	-3	3	1	5		3	-2	8
28Z	-2	3	2	6	-3	3	5	6
29Z	-3	2	1	6		2	6	7
30Z	-4	2	0	7		1	7	7
31Z	-5	2	-1	7	-5	1	8	9
32Z	-6	1	-2	4	-6	0	6	7
33Z	-7	0	0	-1	-7	-1	6	4
34Z	-7	0	0	-4	-3	-2	8	2
35Z	-8	-1	4	-5	-4	-5	7	2
36Z	-7	-1	4	-5	-7	-5	7	3

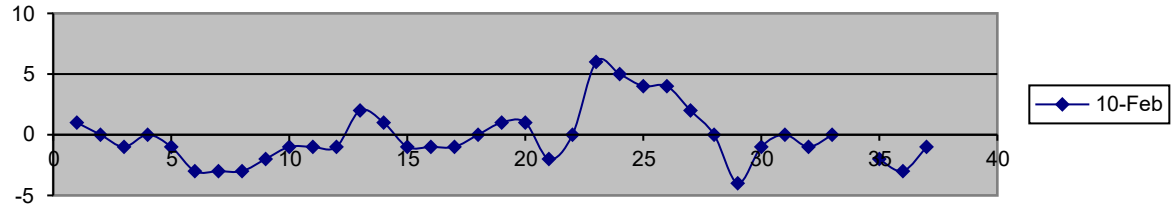




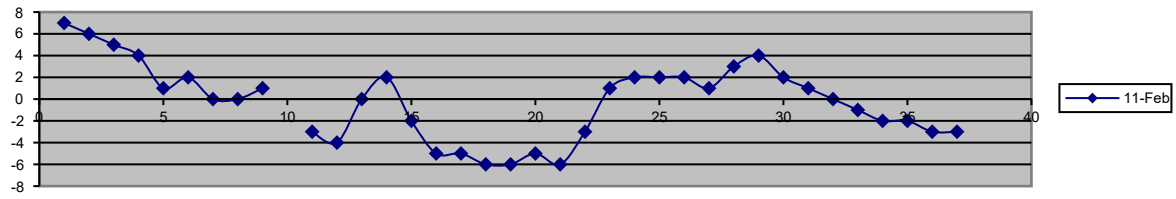
9-Feb



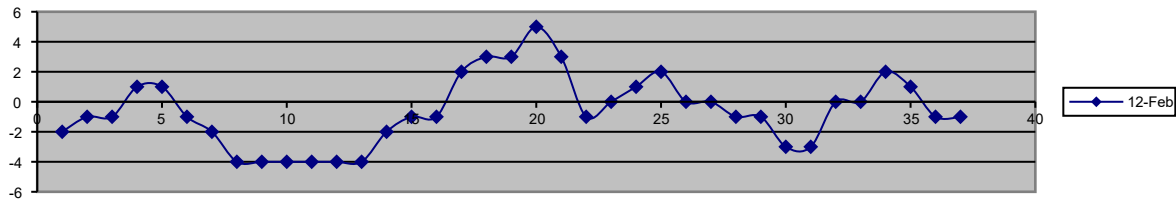
10-Feb



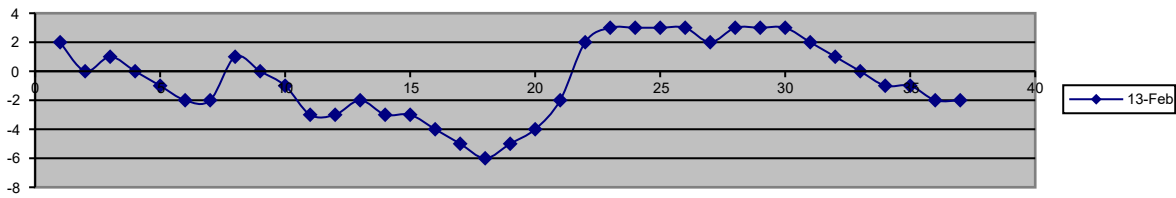
11-Feb



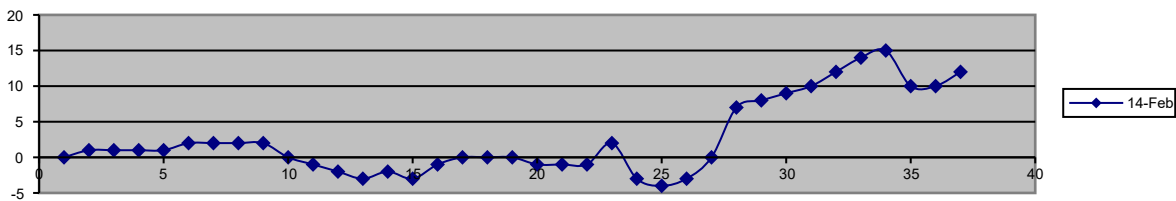
12-Feb



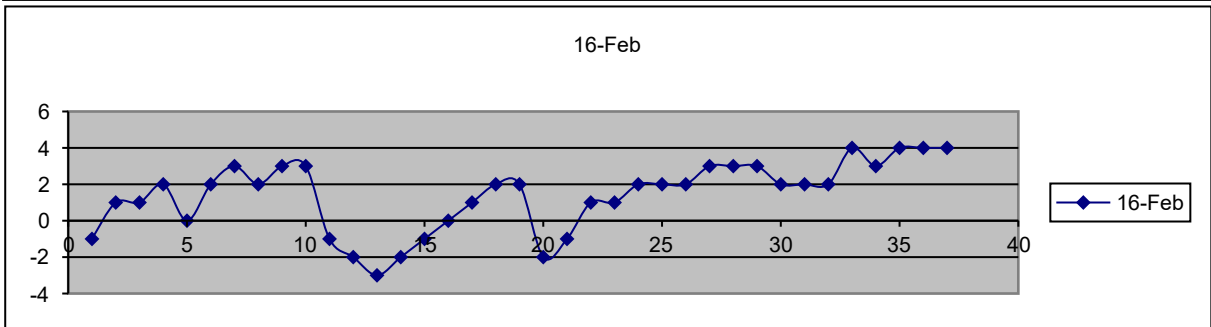
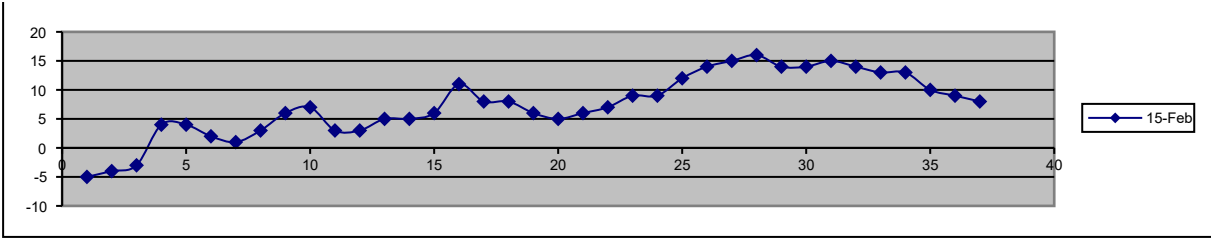
13-Feb



14-Feb



15-Feb



r each day)

9-Feb	10-Feb	11-Feb	12-Feb	13-Feb	14-Feb	15-Feb	16-Feb	17-Feb
6	1	7	-2	2	0	-5	-1	-3
7	0	6	-1	0	1	-4	1	-2
5	-1	5	-1	1	1	-3	1	0
4	0	4	1	0	1	4	2	0
4	-1	1	1	-1	1	4	0	0
6	-3	2	-1	-2	2	2	2	1
6	-3	0	-2	-2	2	1	3	1
7	-3	0	-4	1	2	3	2	2
6	-2	1	-4	0	2	6	3	4
3	-1		-4	-1	0	7	3	3
1	-1	-3	-4	-3	-1	3	-1	4
1	-1	-4	-4	-3	-2	3	-2	3
1	2	0	-4	-2	-3	5	-3	2
1	1	2	-2	-3	-2	5	-2	2
3	-1	-2	-1	-3	-3	6	-1	0
3	-1	-5	-1	-4	-1	11	0	-1
3	-1	-5	2	-5	0	8	1	-3
4	0	-6	3	-6	0	8	2	-3
5	1	-6	3	-5	0	6	2	0
6	1	-5	5	-4	-1	5	-2	-2
6	-2	-6	3	-2	-1	6	-1	3
4	0	-3	-1	2	-1	7	1	6
4	6	1	0	3	2	9	1	7
4	5	2	1	3	-3	9	2	7
2	4	2	2	3	-4	12	2	6
2	4	2	0	3	-3	14	2	6
3	2	1	0	2	0	15	3	5
2	0	3	-1	3	7	16	3	5
1	-4	4	-1	3	8	14	3	5
-1	-1	2	-3	3	9	14	2	5
-2	0	1	-3	2	10	15	2	5
-3	-1	0	0	1	12	14	2	6
-3	0	-1	0	0	14	13	4	7
-2		-2	2	-1	15	13	3	6
-2	-2	-2	1	-1	10	10	4	7
-1	-3	-3	-1	-2	10	9	4	8
2	-1	-3	-1	-2	12	8	4	7

1
2
3
4
5
6
7
8
9
10
11
12
13
14
15
16
17
18
19
20
21
22
23
24
25
26
27
28
29
30
31
32
33
34
35
36
37
38
39
40
41
42
43
44
45
46
47
48
49
50
51
52
53
54
55
56
57
58
59
60
61
62
63
64
65
66
67
68
69
70
71
72
73
74
75
76
77
78
79
80
81
82
83
84
85
86
87
88
89
90
91
92
93
94
95
96
97
98
99
100

—
—
—
—
—

18-Feb	19-Feb	20-Feb	21-Feb	22-Feb	23-Feb	24-Feb	25-Feb	26-Feb
11	-2	-2	1	0	1	-2	4	-2
9	0	-2		-1	1	0	5	0
6	2	-2	-1	-1	2	1	4	2
5	3	-3	-4	0	2	0	4	4
5	2	-4	-3	0	3	0	3	5
7	-1	-4	-2	1	3	-1	3	4
8	-2	-5	-2	1	2	-2	6	2
9	-3	-6	-1	-1	2	-2	10	2
10	-3	-6	0	-4	3	-2	9	4
9	-3	-7	1	-4	4	-1	8	3
9	1	-5	4	-1	2	-2	7	3
9	-2	-5	4	0	1	-1	7	3
7	-4	-5	2	0	2	0	6	4
6	-4	-6	0	-2	1	-2	6	2
4	-4	-6	-6	-3	-1	-1	3	4
0	-3	-7	-3	-3	1	-3	2	3
-1	-1	-7	-2	-4	0	-2	1	0
-2	-1	-5	-3	-4	-1	1	-1	-1
-3	-1	-4	-3	-4	-1	1	1	-1
-1	-1	-1	0	-3	-3	2	1	-1
-2	-1	1	-1	-2	-4	3	-2	-3
-2	0	1	1	-1	-3	4	-8	-3
0	0	1	2	3	-1	8	-6	0
1	0	1	2	2	1	4	-5	2
2	0	2	2	5	1	5	-5	
3	0		3	2	2	5	-5	1
4	0	4	3	2	3	5	-3	3
5	0	0	4	1	2	5	-2	
4	-1	0	4	1	2	5	-1	3
1	-2	1	4	0	1	4	1	0
0	-2	1	4	-1	0	6	-1	1
-1	-2	3	3	0	-1	9	0	0
-1	-2	4	1	1	2	8	2	
-2	-2	5	1	3	0	7	2	
-1	-1	6	2	1	-2	7	2	
-5	0	7	2	0	-2	7	2	
-6	0	8	2	2	-2	6	3	2

27-Feb 28-Feb

	-1
3	2
4	2
	3
4	3
2	3
3	2
2	2
	0
	-2
	-5
3	-5
1	-6
-2	-6
-3	-7
-4	-7
-2	-5
0	-5
0	-6
2	-8
1	-6
3	-4
3	-3
1	-4
4	-1
4	1
5	2
6	2
7	2
7	2
8	2
7	0
	1
8	1
5	2
6	4