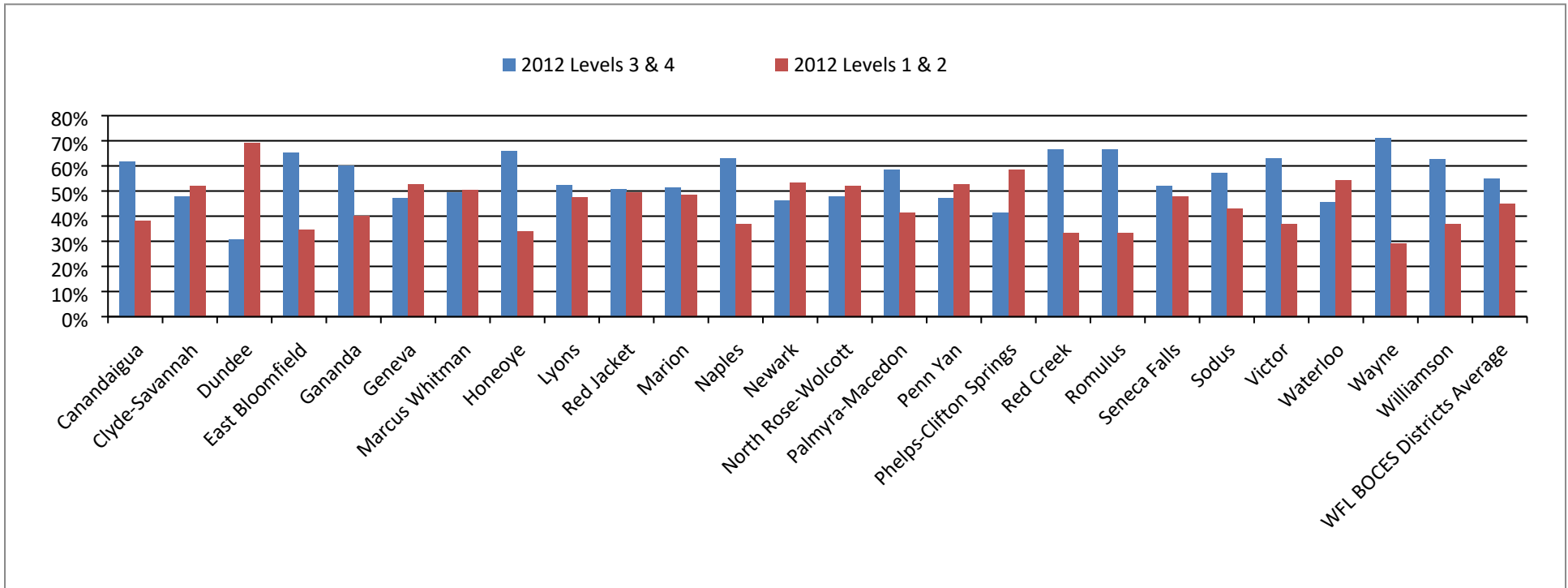


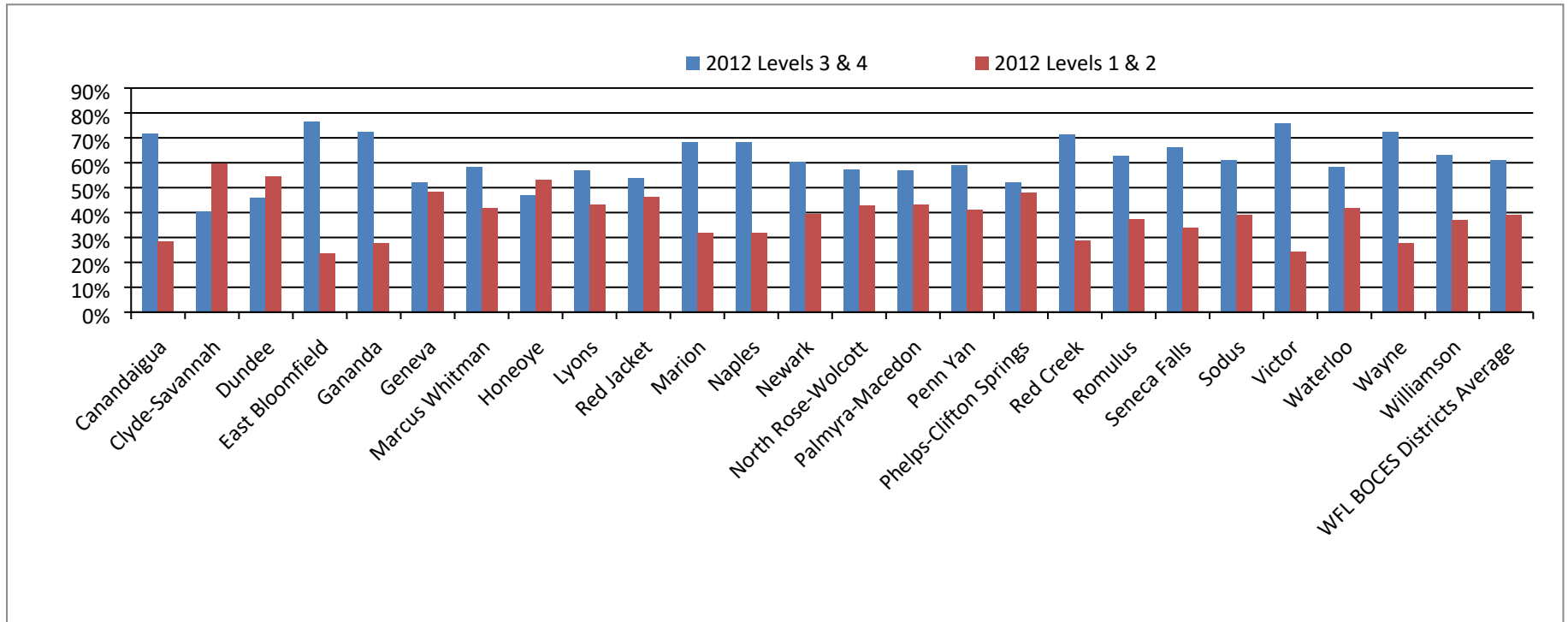
2011-12 ELA 3  
 Combined Percent Scoring at Level 1&2 and 3&4  
 WFL BOCES Component Districts



Performance Level	Canandaigua	Clyde-Savannah	Dundee	East Bloomfield	Gananda	Geneva	Marcus Whitman	Honeoye	Lyons	Red Jacket	Marion	Naples
ELA Levels 3 & 4	62%	48%	31%	65%	60%	47%	49%	66%	52%	51%	52%	63%
ELA Levels 1 & 2	38%	52%	69%	35%	40%	53%	51%	34%	48%	49%	49%	37%

Newark	North Rose-Wolcott	Palmyra-Macedon	Penn Yan	Phelps-Clifton Springs	Red Creek	Romulus	Seneca Falls	Sodus	Victor	Waterloo	Wayne	Williamson	WFL BOCES Districts Average
46%	48%	59%	47%	41%	67%	67%	52%	57%	63%	46%	71%	63%	55%
54%	52%	41%	53%	59%	33%	33%	48%	43%	37%	55%	29%	37%	45%

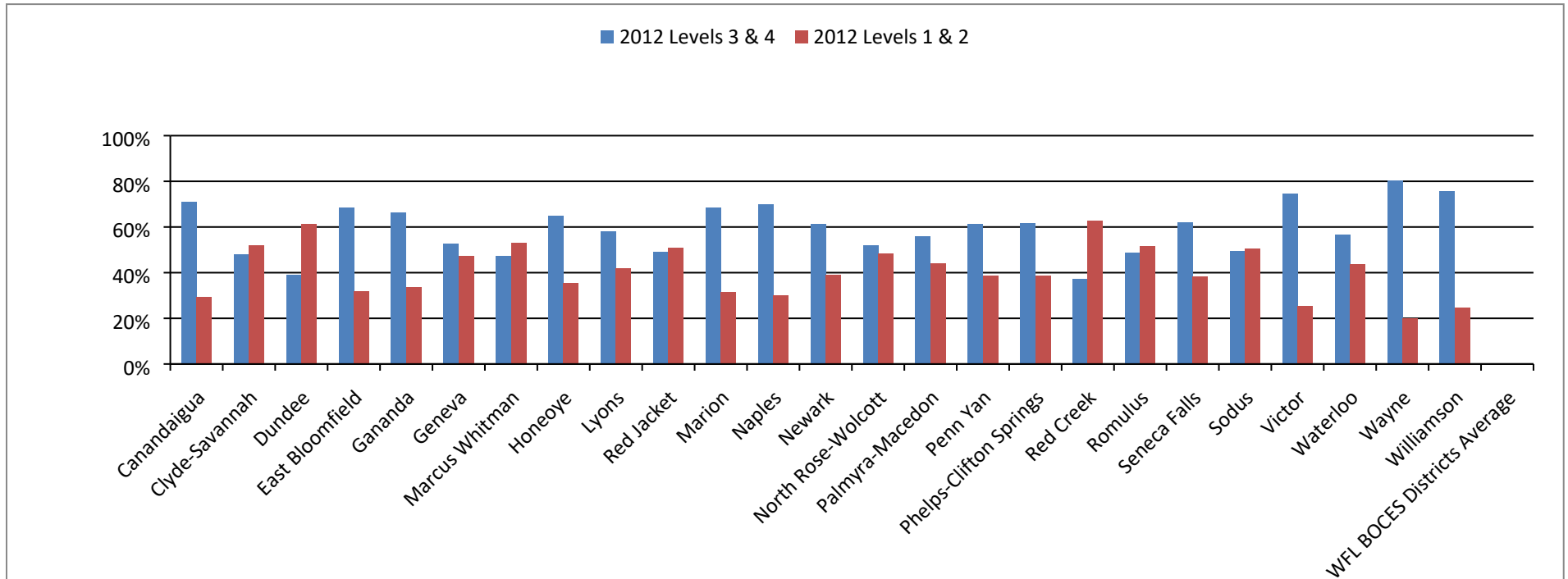
2011-12 ELA 4  
 Combined Percent Scoring at Level 1&2 and 3&4  
 WFL BOCES Component Districts



Performance Level	Canandaigua	Clyde-Savannah	Dundee	East Bloomfield	Gananda	Geneva	Marcus Whitman	Honeoye	Lyons	Red Jacket	Marion	Naples
ELA Levels 3 & 4	72%	40%	46%	77%	72%	52%	58%	47%	57%	54%	68%	68%
ELA Levels 1 & 2	28%	60%	54%	24%	28%	48%	42%	53%	43%	46%	32%	32%

	North Rose-Wolcott	Palmyra-Macedon	Penn Yan	Phelps-Clifton Springs	Red Creek	Romulus	Seneca Falls	Sodus	Victor	Waterloo	Wayne	Williamson	WFL BOCES Districts Average
60%	57%	57%	59%	52%	71%	63%	66%	61%	76%	58%	72%	63%	61%
40%	43%	43%	41%	48%	29%	37%	34%	39%	24%	42%	28%	37%	39%

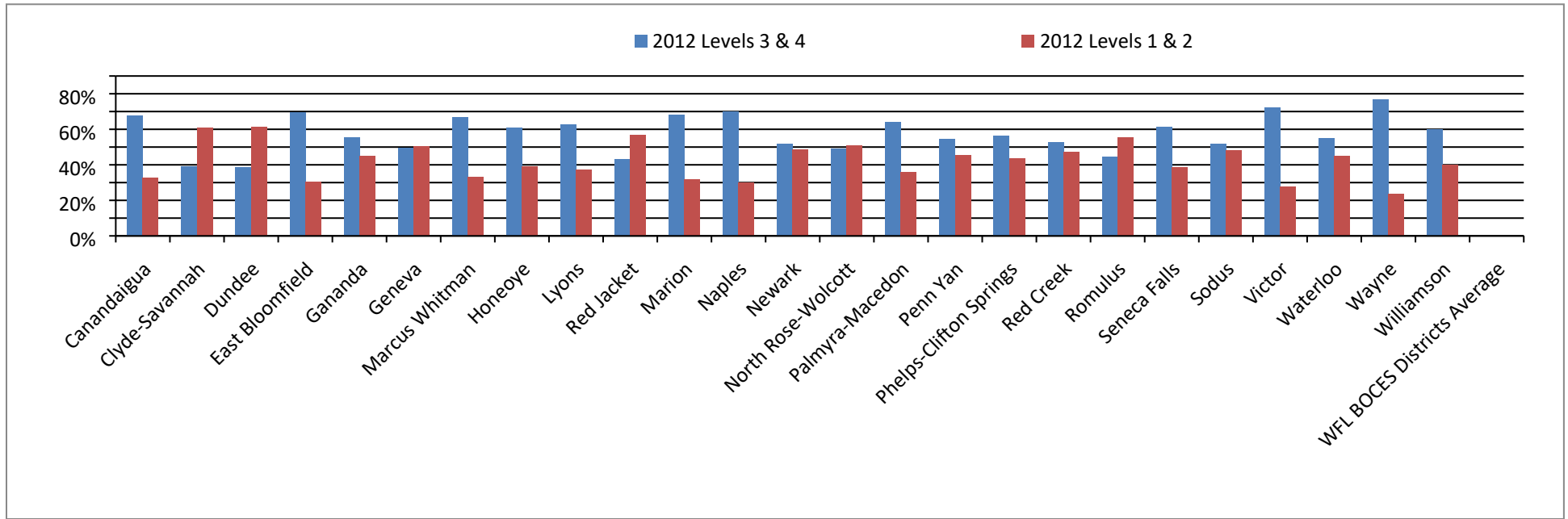
2011-12 ELA 5  
 Combined Percent Scoring at Level 1&2 and 3&4  
 WFL BOCES Component Districts



Performance Level	Canandaigua	Clyde-Savannah	Dundee	East Bloomfield	Gananda	Geneva	Marcus Whitman	Honeoye	Lyons	Red Jacket	Marion	Naples
ELA Levels 3 & 4	71%	48%	39%	68%	66%	53%	47%	65%	58%	49%	69%	70%
ELA Levels 1 & 2	29%	52%	61%	32%	34%	47%	53%	35%	42%	51%	32%	30%

	North Rose-Wolcott	Palmyra-Macedon	Penn Yan	Phelps-Clifton Springs	Red Creek	Romulus	Seneca Falls	Sodus	Victor	Waterloo	Wayne	Williamson	WFL BOCES Districts Average
	61%	52%	56%	61%	62%	37%	49%	62%	49%	75%	56%	80%	76%
	39%	48%	44%	39%	39%	63%	52%	38%	51%	25%	44%	20%	25%

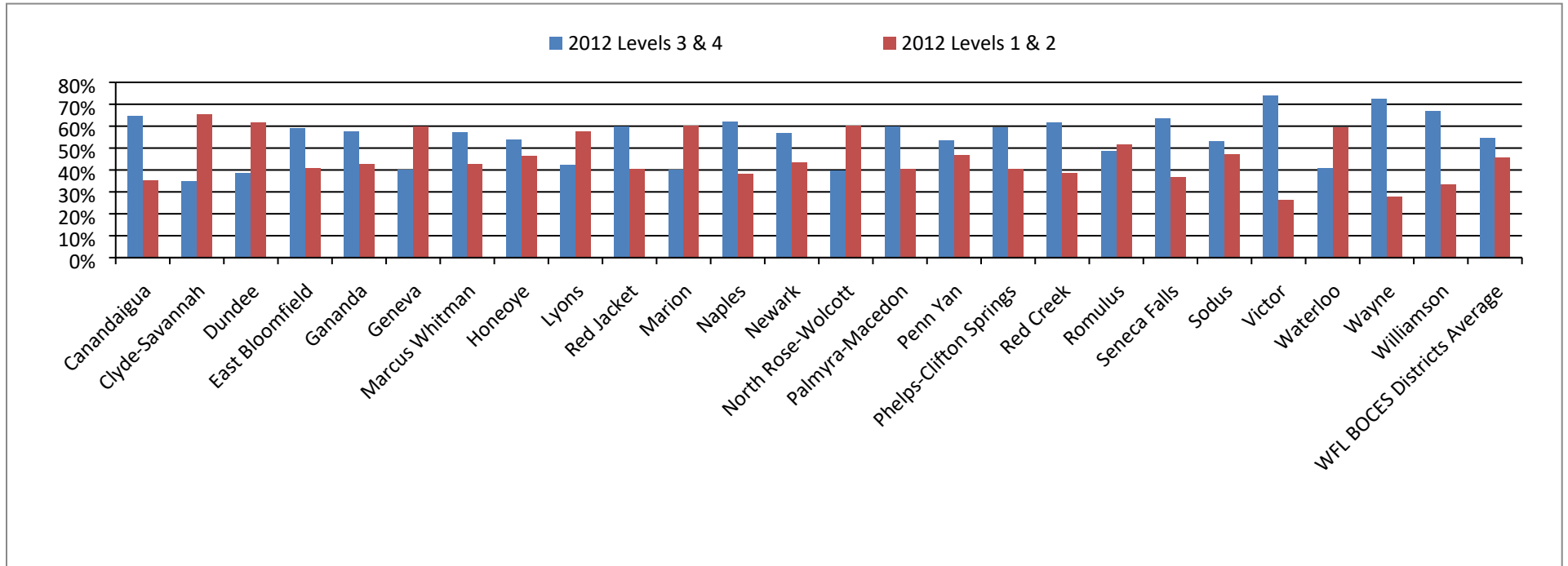
2011-12 ELA 6  
 Combined Percent Scoring at Level 1&2 and 3&4  
 WFL BOCES Component Districts



Performance Level	Canandaigua	Clyde-Savannah	Dundee	East Bloomfield	Gananda	Geneva	Marcus Whitman	Honeoye	Lyons	Red Jacket	Marion	Naples
ELA Levels 3 & 4	68%	39%	39%	70%	55%	49%	67%	61%	63%	43%	68%	70%
ELA Levels 1 & 2	33%	61%	61%	30%	45%	51%	33%	39%	37%	57%	32%	30%

	North Rose-Wolcott	Palmyra-Macedon	Penn Yan	Phelps-Clifton Springs	Red Creek	Romulus	Seneca Falls	Sodus	Victor	Waterloo	Wayne	Williamson	WFL BOCES Districts Average
52%	49%	64%	54%	57%	53%	44%	61%	52%	72%	55%	77%	60%	58%
48%	51%	36%	46%	44%	47%	56%	39%	48%	28%	45%	23%	40%	42%

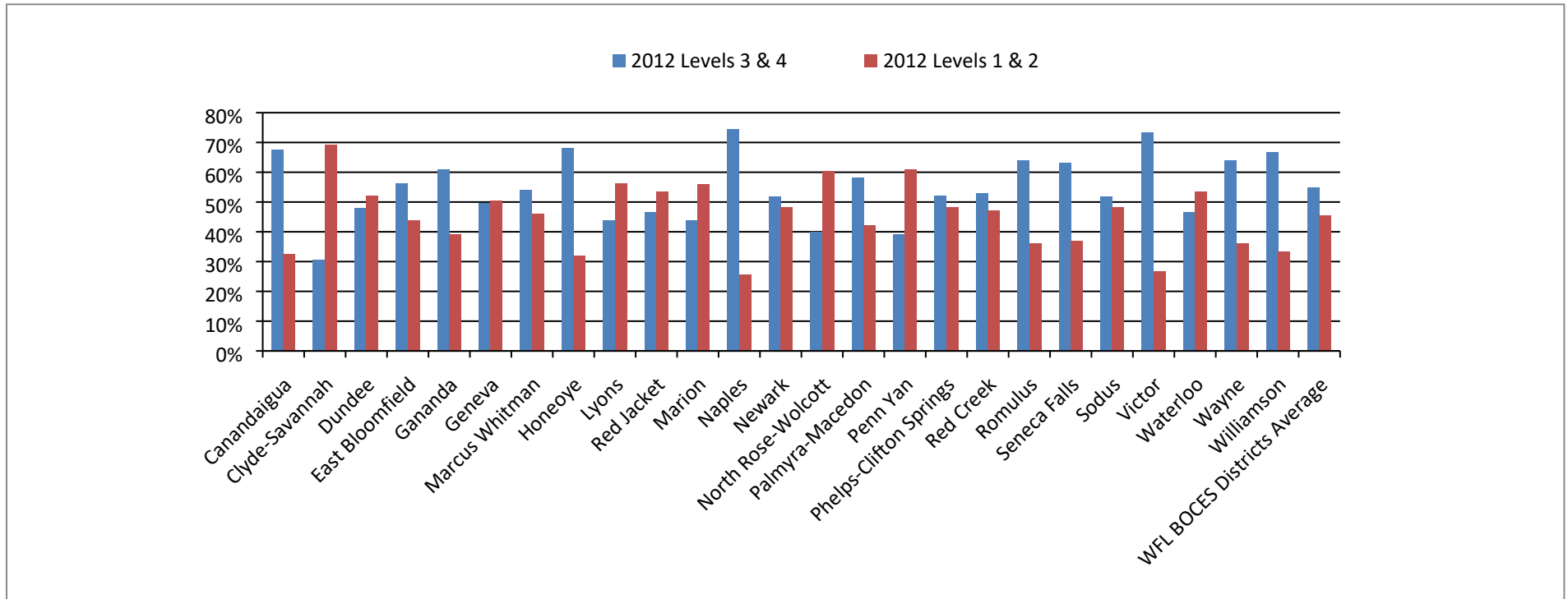
2011-12 ELA 7  
 Combined Percent Scoring at Level 1&2 and 3&4  
 WFL BOCES Component Districts



Performance Level	Canandaigua	Clyde-Savannah	Dundee	East Bloomfield	Gananda	Geneva	Marcus Whitman	Honeoye	Lyons	Red Jacket	Marion	Naples
ELA Levels 3 & 4	65%	35%	38%	59%	57%	40%	57%	54%	42%	60%	40%	62%
ELA Levels 1 & 2	35%	65%	62%	41%	43%	60%	43%	46%	58%	40%	60%	38%

Newark	North Rose-Wolcott	Palmyra-Macedon	Penn Yan	Phelps-Clifton Springs	Red Creek	Romulus	Seneca Falls	Sodus	Victor	Waterloo	Wayne	Williamson	WFL BOCES Districts Average
57%	40%	60%	53%	60%	62%	49%	63%	53%	74%	41%	72%	67%	54%
43%	60%	40%	47%	41%	38%	51%	37%	47%	26%	59%	28%	33%	46%

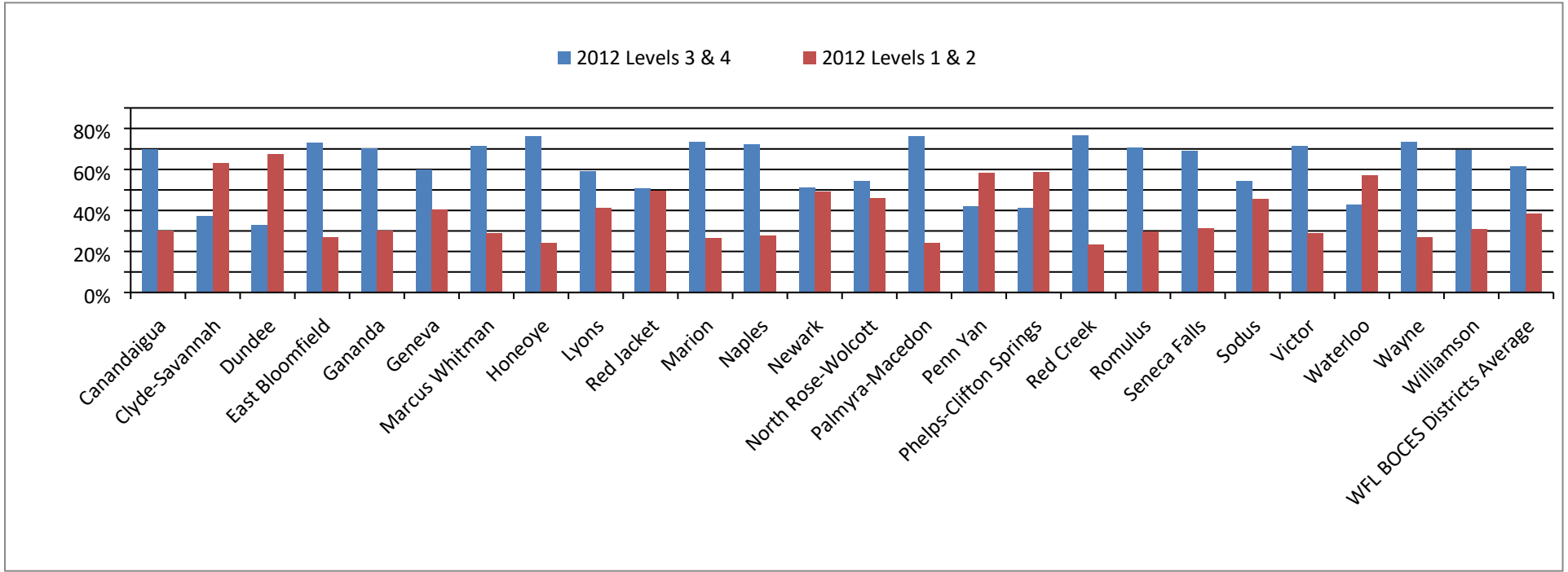
2011-12 ELA 8  
 Combined Percent Scoring at Level 1&2 and 3&4  
 WFL BOCES Component Districts



Performance Level	Canandaigua	Clyde-Savannah	Dundee	East Bloomfield	Gananda	Geneva	Marcus Whitman	Honeoye	Lyons	Red Jacket	Marion	Naples
ELA Levels 3 & 4	68%	31%	48%	56%	61%	50%	54%	68%	44%	47%	44%	75%
ELA Levels 1 & 2	32%	69%	52%	44%	39%	50%	46%	32%	56%	53%	56%	26%

	North Rose-Wolcott	Palmyra-Macedon	Penn Yan	Phelps-Clifton Springs	Red Creek	Romulus	Seneca Falls	Sodus	Victor	Waterloo	Wayne	Williamson	WFL BOCES Districts Average
	52%	40%	58%	39%	52%	53%	64%	63%	52%	73%	47%	64%	67%
	48%	60%	42%	61%	48%	47%	36%	37%	48%	27%	54%	36%	33%

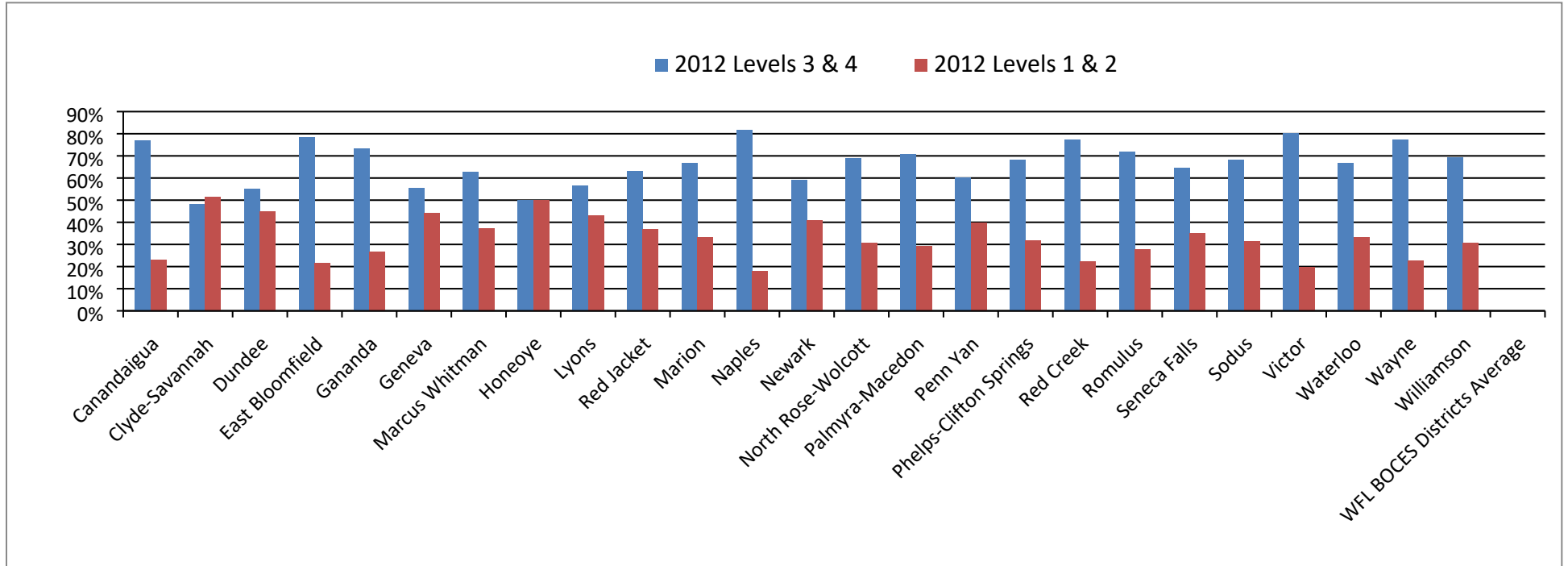
2011-12 Math 3  
 Combined Percent Scoring at Level 1&2 and 3&4  
 WFL BOCES Component Districts



Performance Level	Canandaigua	Clyde-Savannah	Dundee	East Bloomfield	Gananda	Geneva	Marcus Whitman	Honeoye	Lyons	Red Jacket	Marion	Naples
Math Levels 3 & 4	70%	37%	33%	73%	70%	60%	71%	76%	59%	51%	74%	72%
Math Levels 1 & 2	30%	63%	67%	27%	30%	40%	29%	24%	41%	49%	27%	28%

	North Rose-Wolcott	Palmyra-Macedon	Penn Yan	Phelps-Clifton Springs	Red Creek	Romulus	Seneca Falls	Sodus	Victor	Waterloo	Wayne	Williamson	WFL BOCES Districts Average
	51%	76%	42%	41%	77%	72%	69%	54%	71%	43%	73%	69%	61%
	49%	24%	58%	59%	23%	28%	31%	46%	29%	57%	27%	31%	39%

2011-12 Math 4  
 Combined Percent Scoring at Level 1&2 and 3&4  
 WFL BOCES Component Districts

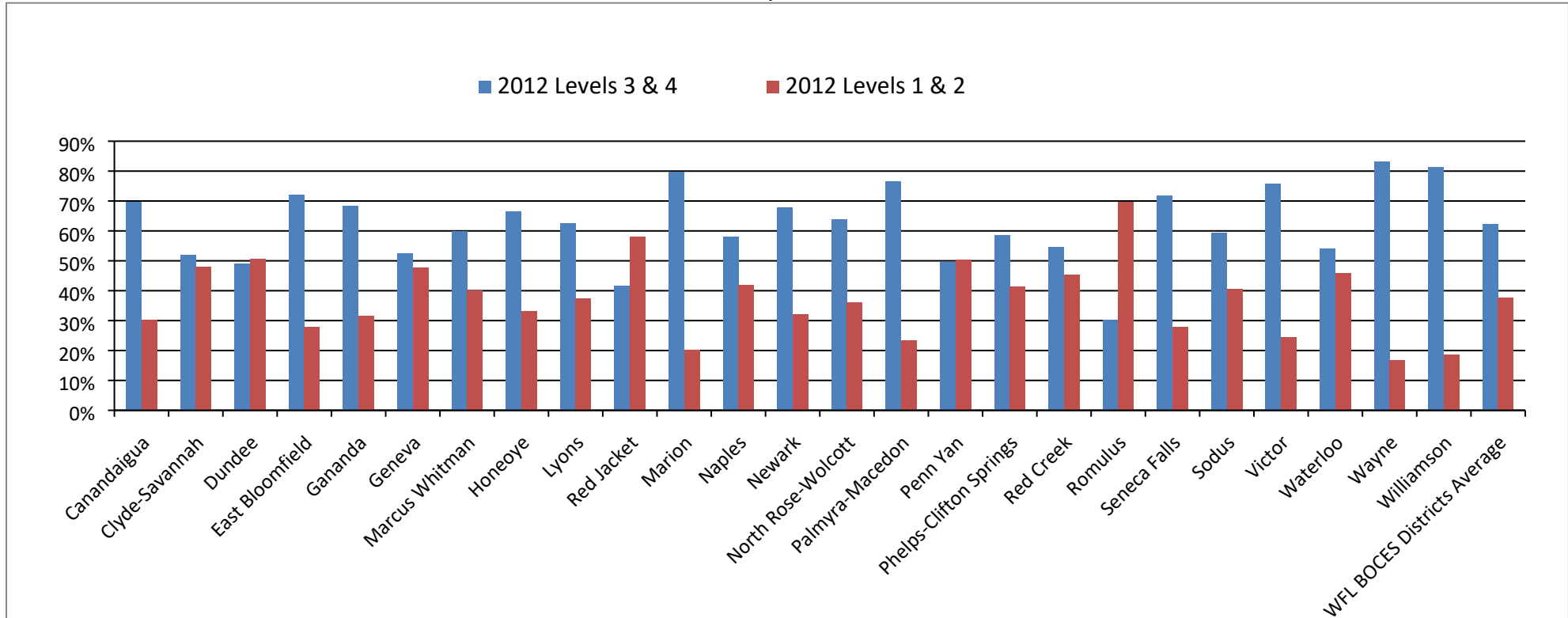


Performance Level	Canandaigua	Clyde-Savannah	Dundee	East Bloomfield	Gananda	Geneva	Marcus Whitman	Honeoye	Lyons	Red Jacket	Marion	Naples
Math Levels 3 & 4	77%	48%	55%	79%	73%	56%	63%	50%	57%	63%	67%	82%
Math Levels 1 & 2	23%	52%	45%	22%	27%	44%	37%	50%	43%	37%	33%	18%

	North Rose-Wolcott	Palmyra-Macedon	Penn Yan	Phelps-Clifton Springs	Red Creek	Romulus	Seneca Falls	Sodus	Victor	Waterloo	Wayne	Williamson	WFL BOCES Districts Average
	69%	71%	60%	68%	78%	72%	65%	68%	80%	67%	77%	69%	67%
	31%	29%	40%	32%	23%	28%	35%	32%	20%	33%	23%	31%	33%



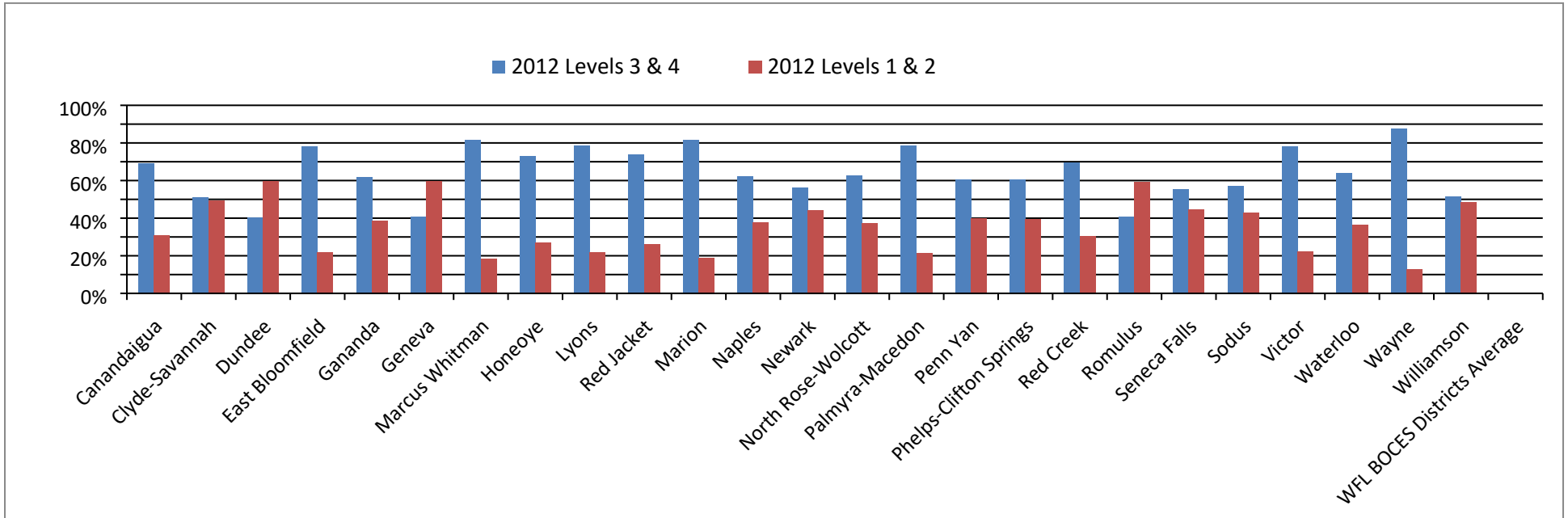
2011-12 Math 5  
 Combined Percent Scoring at Level 1&2 and 3&4  
 WFL BOCES Component Districts



Performance Level	Canandaigua	Clyde-Savannah	Dundee	East Bloomfield	Gananda	Geneva	Marcus Whitman	Honeoye	Lyons	Red Jacket	Marion	Naples
Math Levels 3 & 4	70%	52%	49%	72%	69%	52%	60%	67%	63%	42%	80%	58%
Math Levels 1 & 2	30%	48%	51%	28%	32%	48%	40%	33%	38%	58%	20%	42%

Newark	North Rose-Wolcott	Palmyra-Macedon	Penn Yan	Phelps-Clifton Springs	Red Creek	Romulus	Seneca Falls	Sodus	Victor	Waterloo	Wayne	Williamson	WFL BOCES Districts Average
68%	64%	77%	50%	59%	55%	30%	72%	60%	76%	54%	83%	81%	62%
32%	36%	23%	51%	42%	45%	70%	28%	41%	24%	46%	17%	19%	38%

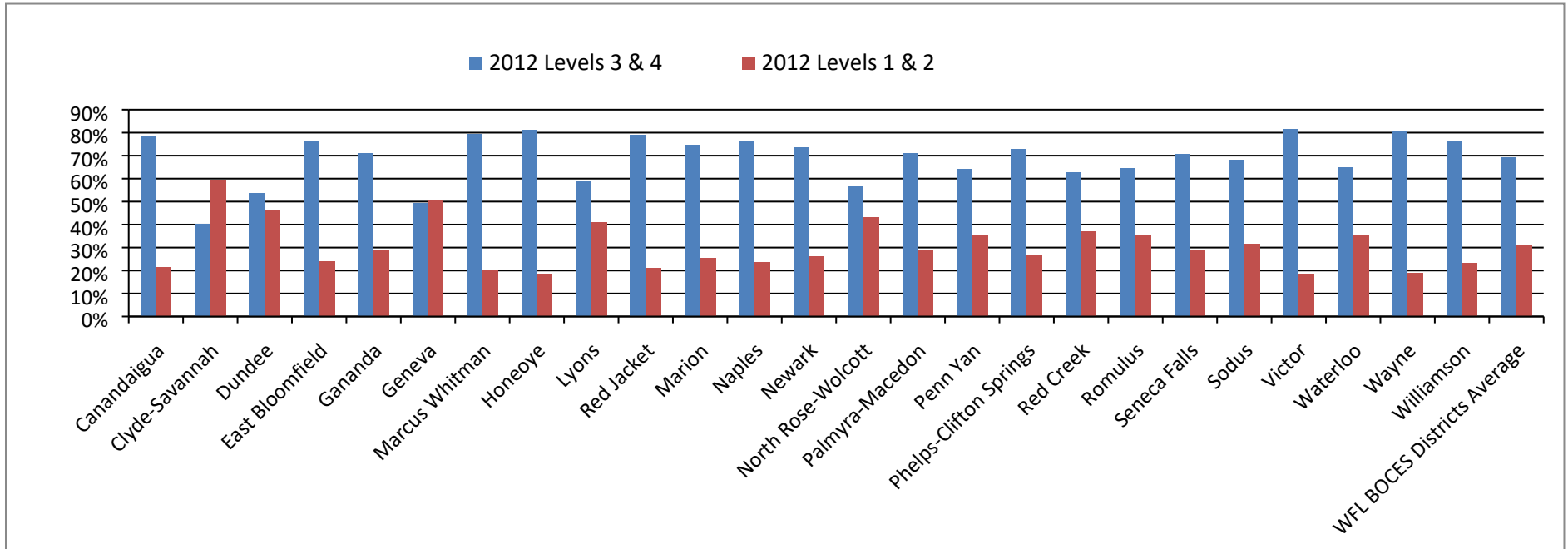
2011-12 Math 6  
 Combined Percent Scoring at Level 1&2 and 3&4  
 WFL BOCES Component Districts



Performance Level	Canandaigua	Clyde-Savannah	Dundee	East Bloomfield	Gananda	Geneva	Marcus Whitman	Honeoye	Lyons	Red Jacket	Marion	Naples
Math Levels 3 & 4	69%	51%	40%	78%	62%	41%	82%	73%	78%	74%	81%	62%
Math Levels 1 & 2	31%	49%	60%	22%	39%	60%	18%	27%	22%	26%	19%	38%

Newark	North Rose-Wolcott	Palmyra-Macedon	Penn Yan	Phelps-Clifton Springs	Red Creek	Romulus	Seneca Falls	Sodus	Victor	Waterloo	Wayne	Williamson	WFL BOCES Districts Average
56%	63%	79%	60%	61%	70%	41%	55%	57%	78%	64%	87%	51%	64%
44%	37%	21%	40%	39%	30%	59%	45%	43%	22%	36%	13%	49%	35%

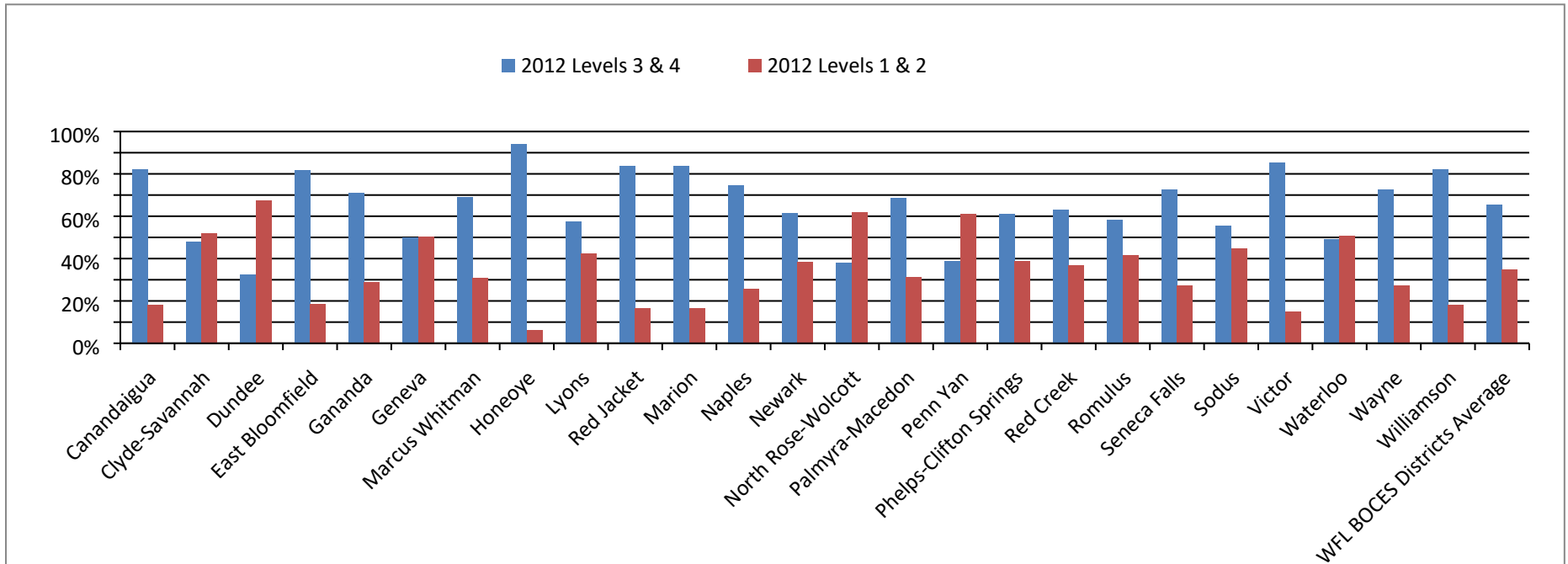
2011-12 Math 7  
 Combined Percent Scoring at Level 1&2 and 3&4  
 WFL BOCES Component Districts



Performance Level	Canandaigua	Clyde-Savannah	Dundee	East Bloomfield	Gananda	Geneva	Marcus Whitman	Honeoye	Lyons	Red Jacket	Marion	Naples
Math Levels 3 & 4	79%	40%	54%	76%	71%	49%	80%	81%	59%	79%	75%	76%
Math Levels 1 & 2	21%	60%	46%	24%	29%	51%	21%	19%	41%	21%	25%	24%

Newark	North Rose-Wolcott	Palmyra-Macedon	Penn Yan	Phelps-Clifton Springs	Red Creek	Romulus	Seneca Falls	Sodus	Victor	Waterloo	Wayne	Williamson	WFL BOCES Districts Average
74%	57%	71%	64%	73%	63%	65%	71%	68%	82%	65%	81%	77%	69%
26%	43%	29%	36%	27%	37%	35%	29%	32%	19%	35%	19%	23%	31%

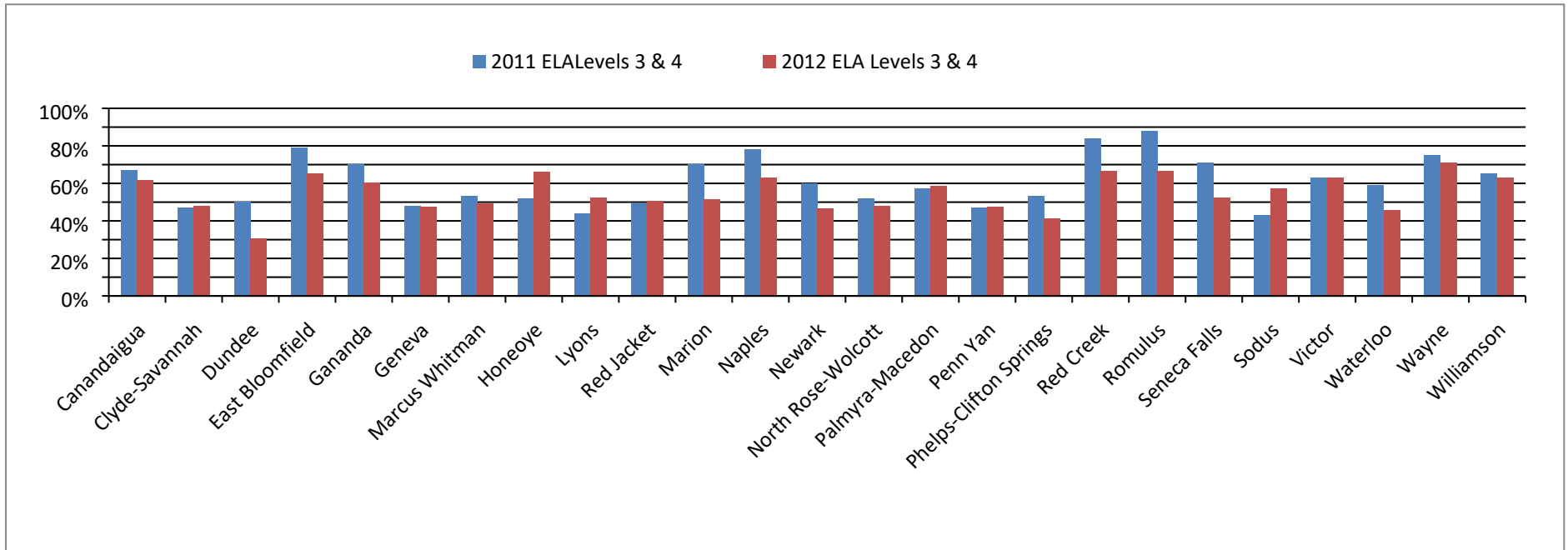
2011-12 Math 8  
 Combined Percent Scoring at Level 1&2 and 3&4  
 WFL BOCES Component Districts



Performance Level	Canandaigua	Clyde-Savannah	Dundee	East Bloomfield	Gananda	Geneva	Marcus Whitman	Honeoye	Lyons	Red Jacket	Marion	Naples
Math Levels 3 & 4	82%	48%	33%	82%	71%	50%	69%	94%	58%	84%	84%	75%
Math Levels 1 & 2	18%	52%	68%	18%	29%	50%	31%	6%	42%	16%	16%	26%

	North Rose-Wolcott	Palmyra-Macedon	Penn Yan	Phelps-Clifton Springs	Red Creek	Romulus	Seneca Falls	Sodus	Victor	Waterloo	Wayne	Williamson	WFL BOCES Districts Average
	38%	69%	39%	61%	63%	58%	73%	55%	85%	49%	73%	82%	65%
	62%	31%	61%	39%	37%	42%	27%	45%	15%	51%	27%	18%	35%

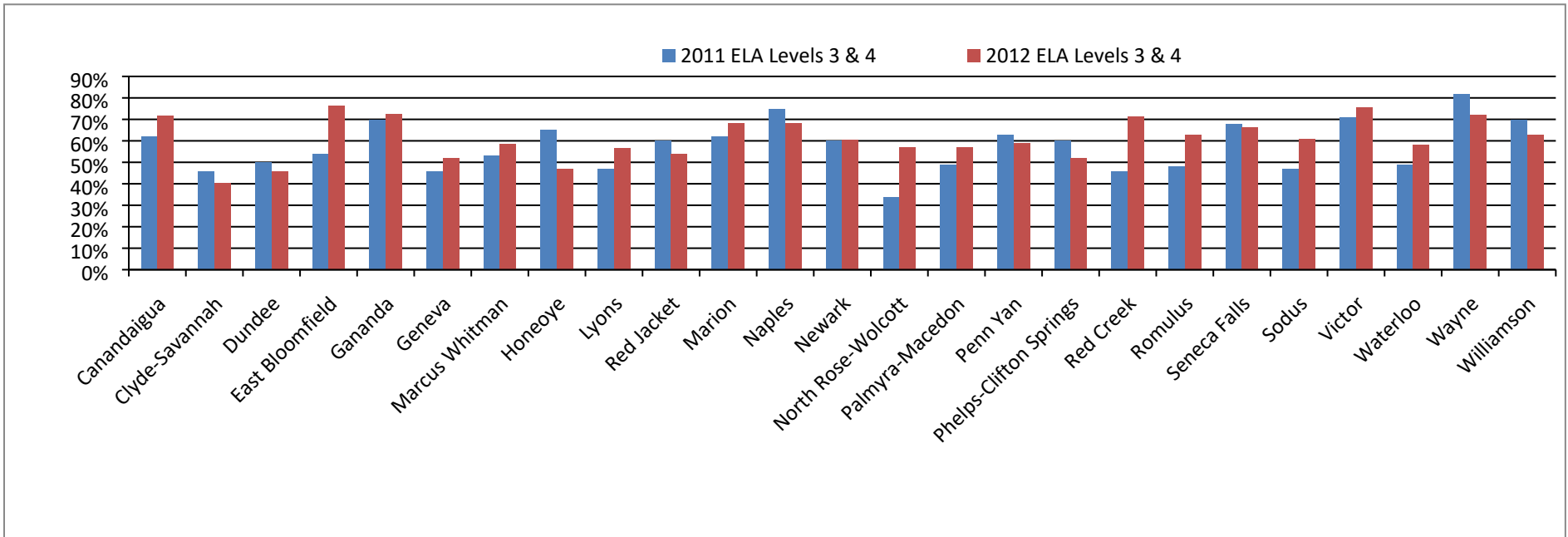
2011 and 2012 ELA 3  
Percent Scoring at Level 3&4  
WFL BOCES Component Districts



Performance Level	Canandaigua	Clyde-Savannah	Dundee	East Bloomfield	Gananda	Geneva	Marcus Whitman	Honeoye	Lyons	Red Jacket	Marion	Naples
2011 ELA Levels 3 & 4	67%	47%	50%	79%	70%	48%	53%	52%	44%	49%	70%	78%
2012 ELA Levels 3 & 4	62%	48%	31%	65%	60%	47%	49%	66%	52%	51%	52%	63%

Newark	North Rose-Wolcott	Palmyra-Macedon	Penn Yan	Phelps-Clifton Springs	Red Creek	Romulus	Seneca Falls	Sodus	Victor	Waterloo	Wayne	Williamson
60%	52%	57%	47%	53%	84%	88%	71%	43%	63%	59%	75%	65%
46%	48%	59%	47%	41%	67%	67%	52%	57%	63%	46%	71%	63%

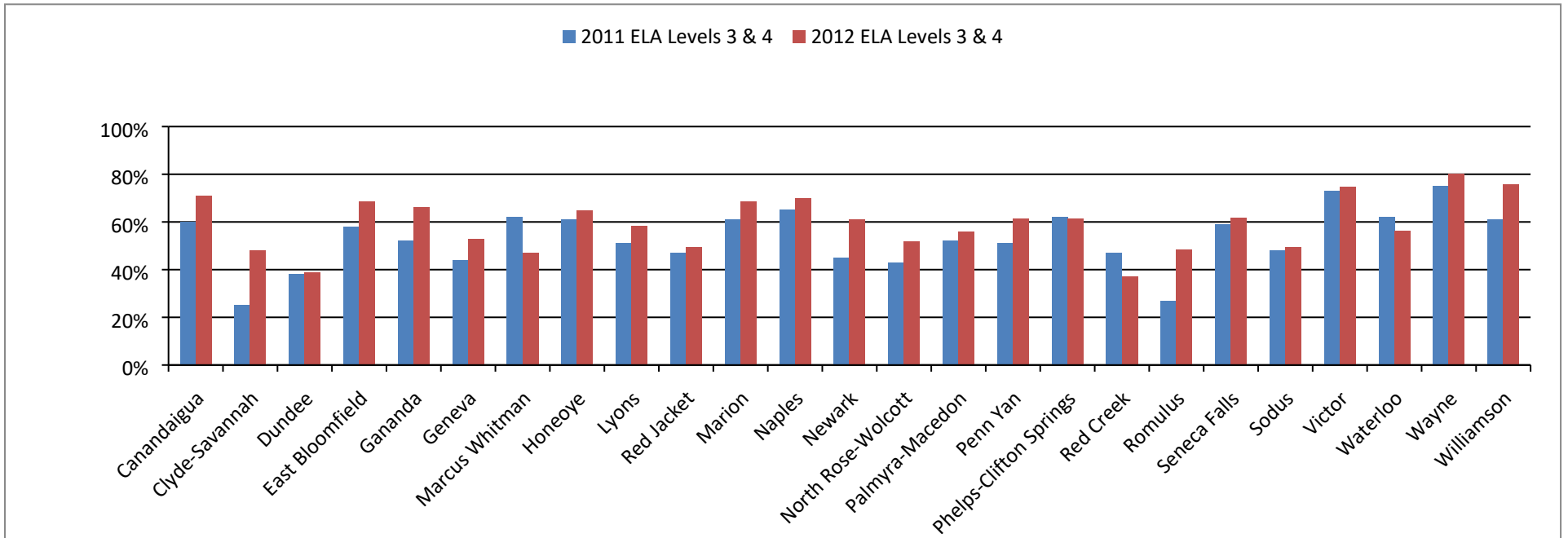
2011 and 2012 ELA 4  
Percent Scoring at Level 3&4  
WFL BOCES Component Districts



Performance Level	Canandaigua	Clyde-Savannah	Dundee	East Bloomfield	Gananda	Geneva	Marcus Whitman	Honeoye	Lyons	Red Jacket	Marion	Naples
2011 ELA Levels 3 & 4	62%	46%	50%	54%	70%	46%	53%	65%	47%	60%	62%	75%
2012 ELA Levels 3 & 4	72%	40%	46%	77%	72%	52%	58%	47%	57%	54%	68%	68%

Newark	North Rose-Wolcott	Palmyra-Macedon	Penn Yan	Phelps-Clifton Springs	Red Creek	Romulus	Seneca Falls	Sodus	Victor	Waterloo	Wayne	Williamson
60%	34%	49%	63%	60%	46%	48%	68%	47%	71%	49%	82%	70%
60%	57%	57%	59%	52%	71%	63%	66%	61%	76%	58%	72%	63%

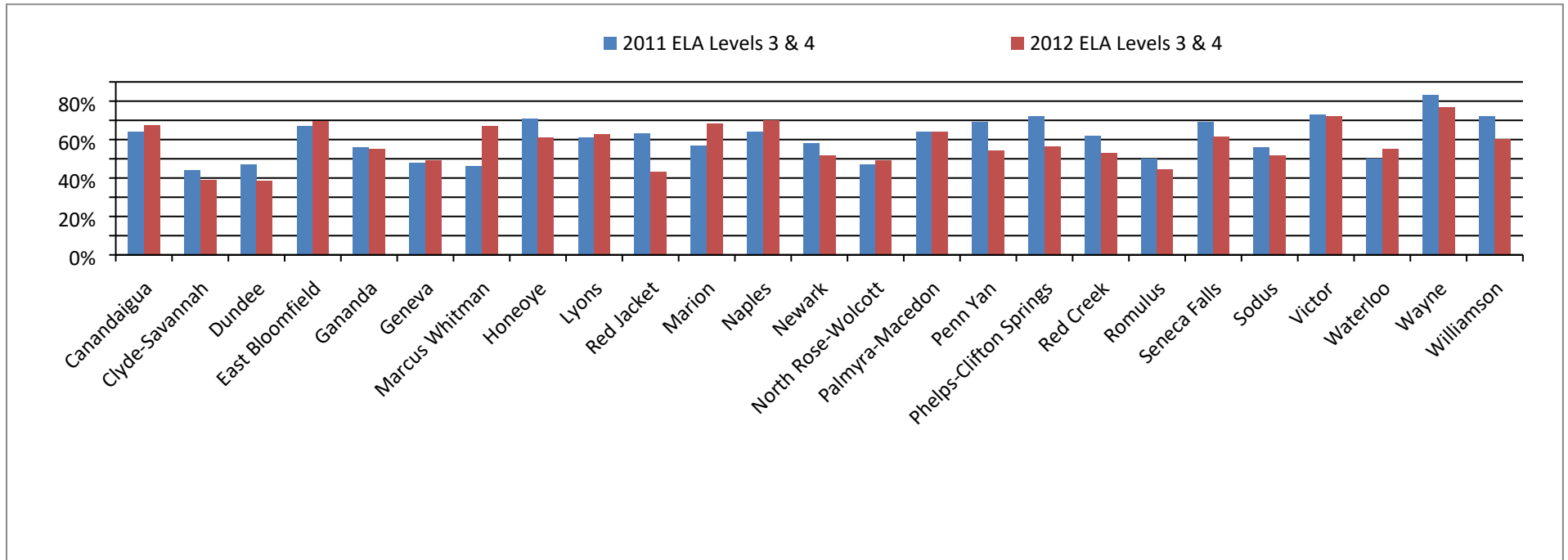
2011 and 2012 ELA 5  
Percent Scoring at Level 3&4  
WFL BOCES Component Districts



Performance Level	Canandaigua	Clyde-Savannah	Dundee	East Bloomfield	Gananda	Geneva	Marcus Whitman	Honeoye	Lyons	Red Jacket	Marion	Naples
2011 ELA Levels 3 & 4	60%	25%	38%	58%	52%	44%	62%	61%	51%	47%	61%	65%
2012 ELA Levels 3 & 4	71%	48%	39%	68%	66%	53%	47%	65%	58%	49%	69%	70%

Newark	North Rose-Wolcott	Palmyra-Macedon	Penn Yan	Phelps-Clifton Springs	Red Creek	Romulus	Seneca Falls	Sodus	Victor	Waterloo	Wayne	Williamson
45%	43%	52%	51%	62%	47%	27%	59%	48%	73%	62%	75%	61%
61%	52%	56%	61%	62%	37%	49%	62%	49%	75%	56%	80%	76%

2011 and 2012 ELA 6  
Percent Scoring at Level 3&4  
WFL BOCES Component Districts

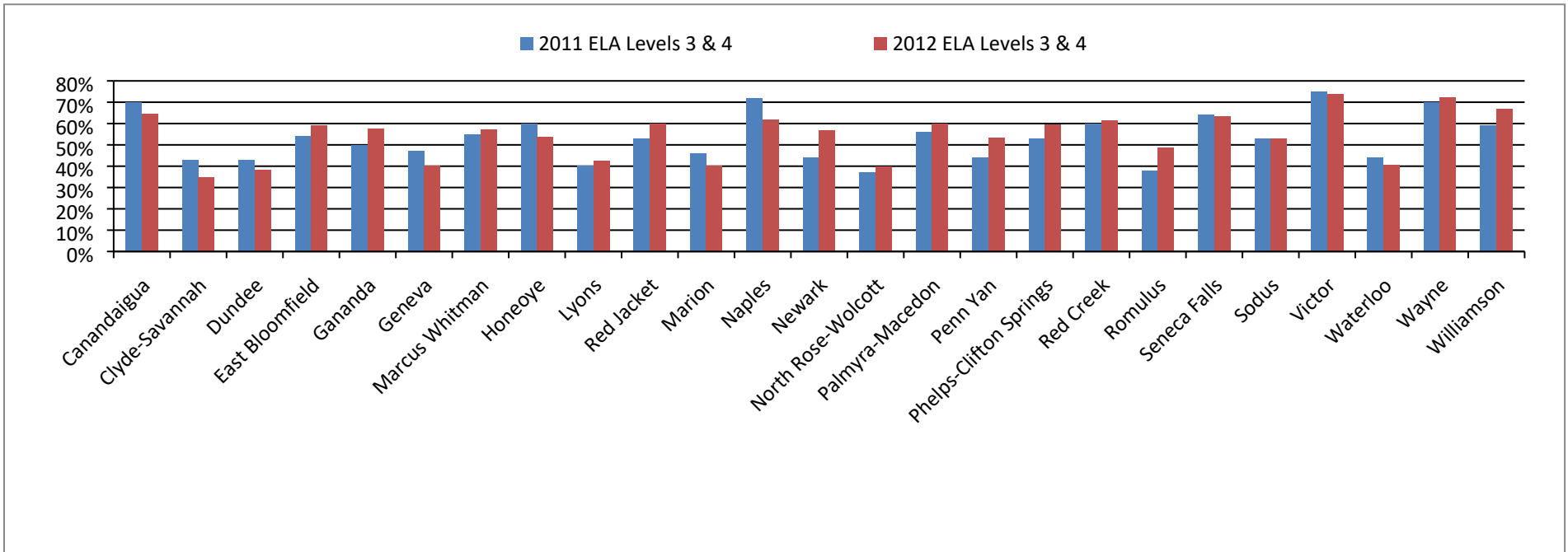


Performance Level	Canandaigua	Clyde-Savannah	Dundee	East Bloomfield	Gananda	Geneva	Marcus Whitman	Honeoye	Lyons	Red Jacket	Marion	Naples
2011 ELA Levels 3 & 4	64%	44%	47%	67%	56%	48%	46%	71%	61%	63%	57%	64%
2012 ELA Levels 3 & 4	68%	39%	39%	70%	55%	49%	67%	61%	36%	43%	68%	70%

Newark	North Rose-Wolcott	Palmyra-Macedon	Penn Yan	Phelps-Clifton Springs	Red Creek	Romulus	Seneca Falls	Sodus	Victor	Waterloo	Wayne	Williamson
58%	47%	64%	69%	72%	62%	50%	69%	56%	73%	50%	83%	72%
52%	49%	64%	54%	57%	53%	44%	61%	52%	72%	55%	77%	60%



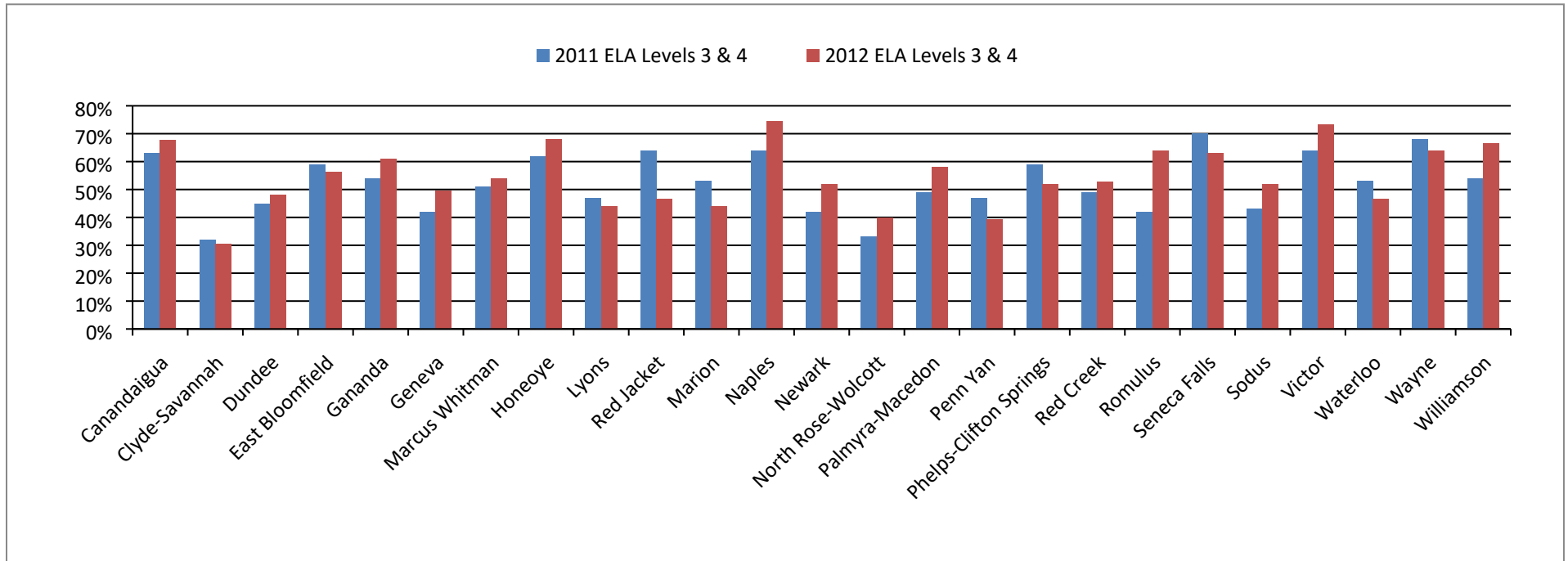
2011 and 2012 ELA 7  
Percent Scoring at Level 3&4  
WFL BOCES Component Districts



Performance Level	Canandaigua	Clyde-Savannah	Dundee	East Bloomfield	Gananda	Geneva	Marcus Whitman	Honeoye	Lyons	Red Jacket	Marion	Naples
2011 ELA Levels 3 & 4	70%	43%	43%	54%	50%	47%	55%	60%	40%	53%	46%	72%
2012 ELA Levels 3 & 4	65%	35%	38%	59%	57%	40%	57%	54%	42%	60%	40%	62%

Newark	North Rose-Wolcott	Palmyra-Macedon	Penn Yan	Phelps-Clifton Springs	Red Creek	Romulus	Seneca Falls	Sodus	Victor	Waterloo	Wayne	Williamson
44%	37%	56%	44%	53%	60%	38%	64%	53%	75%	44%	70%	59%
57%	40%	60%	53%	60%	62%	49%	63%	53%	74%	41%	72%	67%

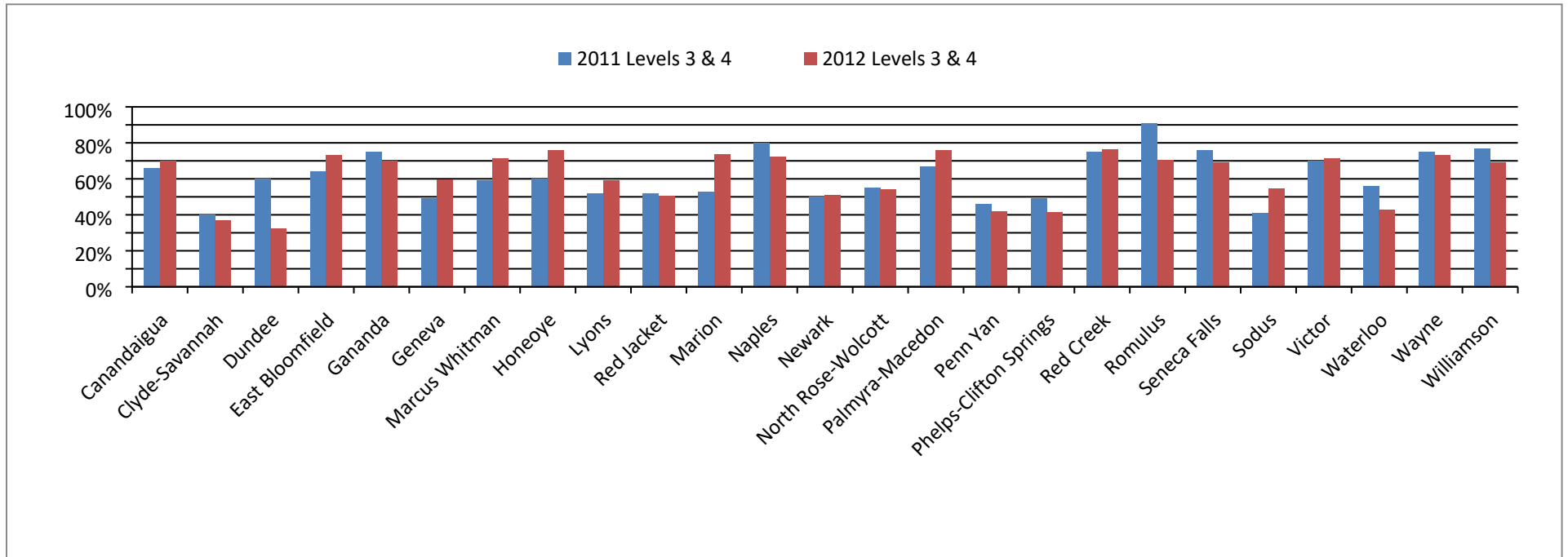
2011 and 2012 ELA 8  
Percent Scoring at Level 3&4  
WFL BOCES Component Districts



Performance Level	Canandaigua	Clyde-Savannah	Dundee	East Bloomfield	Gananda	Geneva	Marcus Whitman	Honeoye	Lyons	Red Jacket	Marion	Naples
2011 ELA Levels 3 & 4	63%	32%	45%	59%	54%	42%	51%	62%	47%	64%	53%	64%
2012 ELA Levels 3 & 4	68%	31%	48%	56%	61%	50%	54%	68%	44%	47%	44%	75%

Newark	North Rose-Wolcott	Palmyra-Macedon	Penn Yan	Phelps-Clifton Springs	Red Creek	Romulus	Seneca Falls	Sodus	Victor	Waterloo	Wayne	Williamson
42%	33%	49%	47%	59%	49%	42%	70%	43%	64%	53%	68%	54%
52%	40%	58%	39%	52%	53%	64%	63%	52%	73%	47%	64%	67%

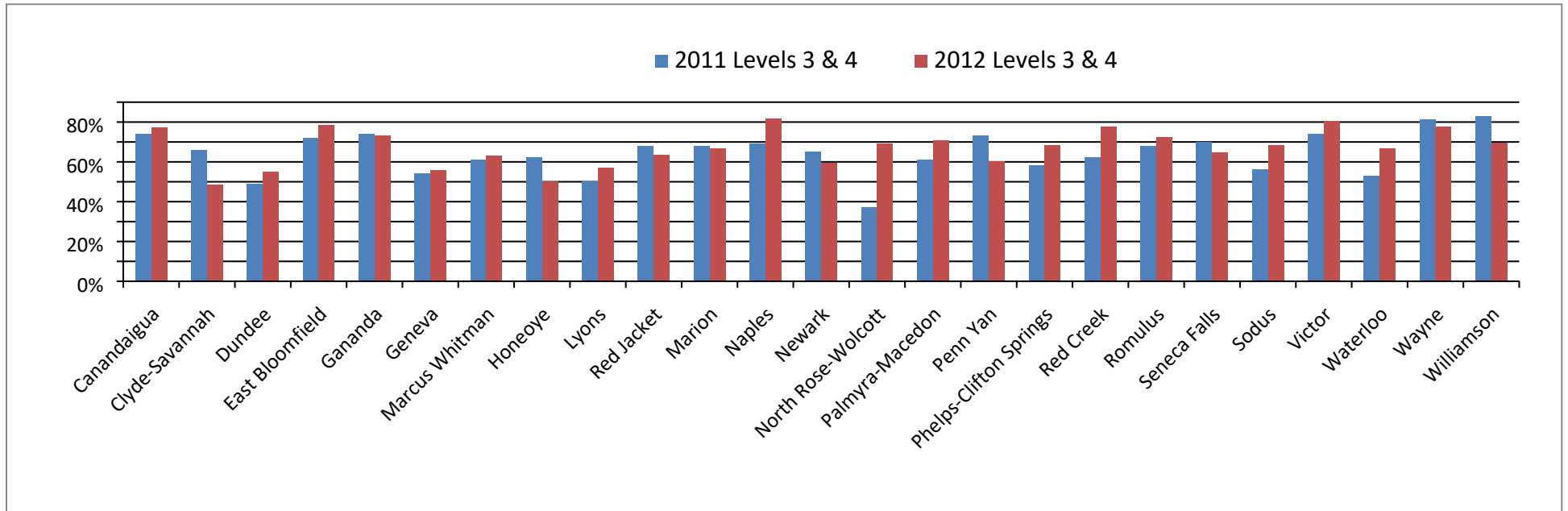
2011 and 2012 Math 3  
Percent Scoring at Level 3&4  
WFL BOCES Component Districts



Performance Level	Canandaigua	Clyde-Savannah	Dundee	East Bloomfield	Gananda	Geneva	Marcus Whitman	Honeoye	Lyons	Red Jacket	Marion	Naples
2011 Levels 3 & 4	66%	40%	60%	64%	75%	49%	59%	60%	52%	52%	53%	80%
2012 Levels 3 & 4	70%	37%	33%	73%	70%	60%	71%	76%	59%	51%	74%	72%

Newark	North Rose-Wolcott	Palmyra-Macedon	Penn Yan	Phelps-Clifton Springs	Red Creek	Romulus	Seneca Falls	Sodus	Victor	Waterloo	Wayne	Williamson
50%	55%	67%	46%	49%	75%	91%	76%	41%	70%	56%	75%	77%
51%	54%	76%	42%	41%	77%	70%	69%	55%	71%	43%	73%	69%

2011 and 2012 Math 4  
Percent Scoring at Level 3&4  
WFL BOCES Component Districts

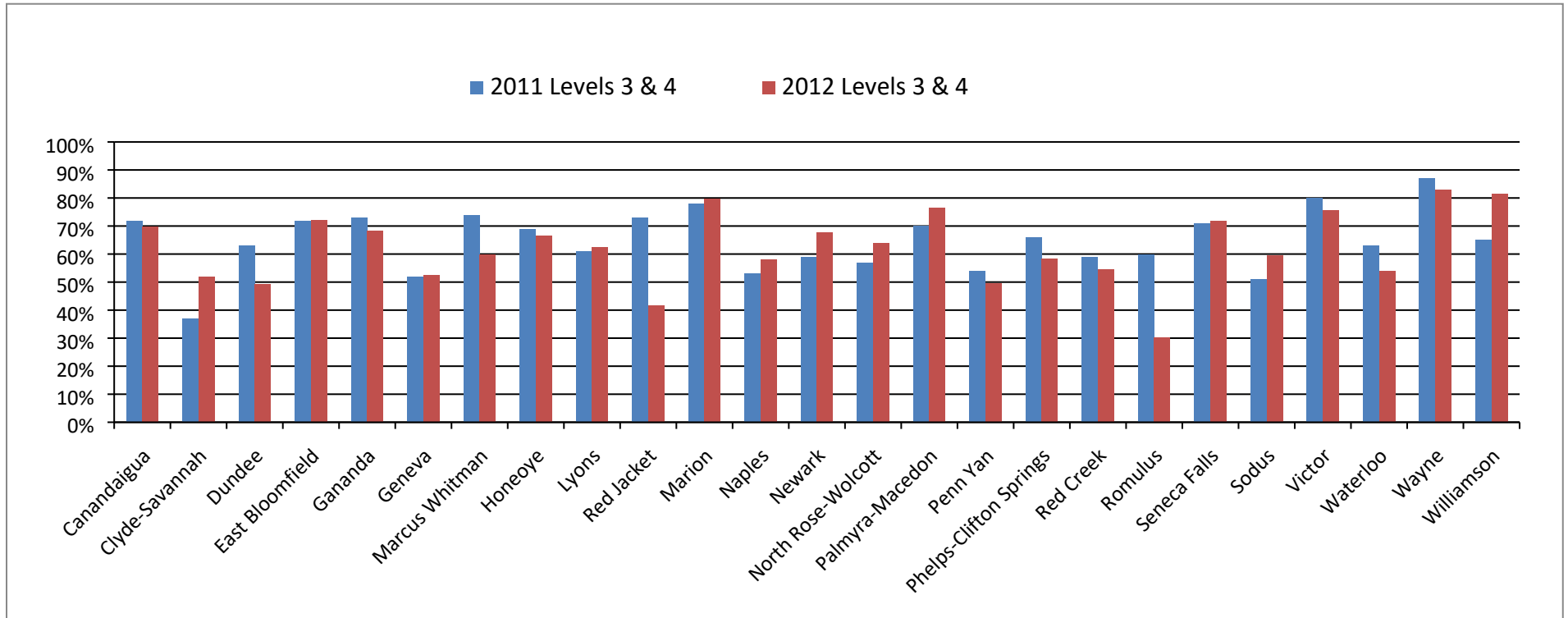


Performance Level	Canandaigua	Clyde-Savannah	Dundee	East Bloomfield	Gananda	Geneva	Marcus Whitman	Honeoye	Lyons	Red Jacket	Marion	Naples
2011 Levels 3 & 4	74%	66%	49%	72%	74%	54%	61%	62%	50%	68%	68%	69%
2012 Levels 3 & 4	77%	48%	55%	79%	73%	56%	63%	50%	57%	63%	67%	82%

Newark	North Rose-Wolcott	Palmyra-Macedon	Penn Yan	Phelps-Clifton Springs	Red Creek	Romulus	Seneca Falls	Sodus	Victor	Waterloo	Wayne	Williamson
65%	37%	61%	73%	58%	62%	68%	70%	55%	74%	53%	81%	83%
59%	69%	71%	60%	68%	78%	72%	65%	68%	80%	67%	77%	69%

2011 and 2012 Math 5

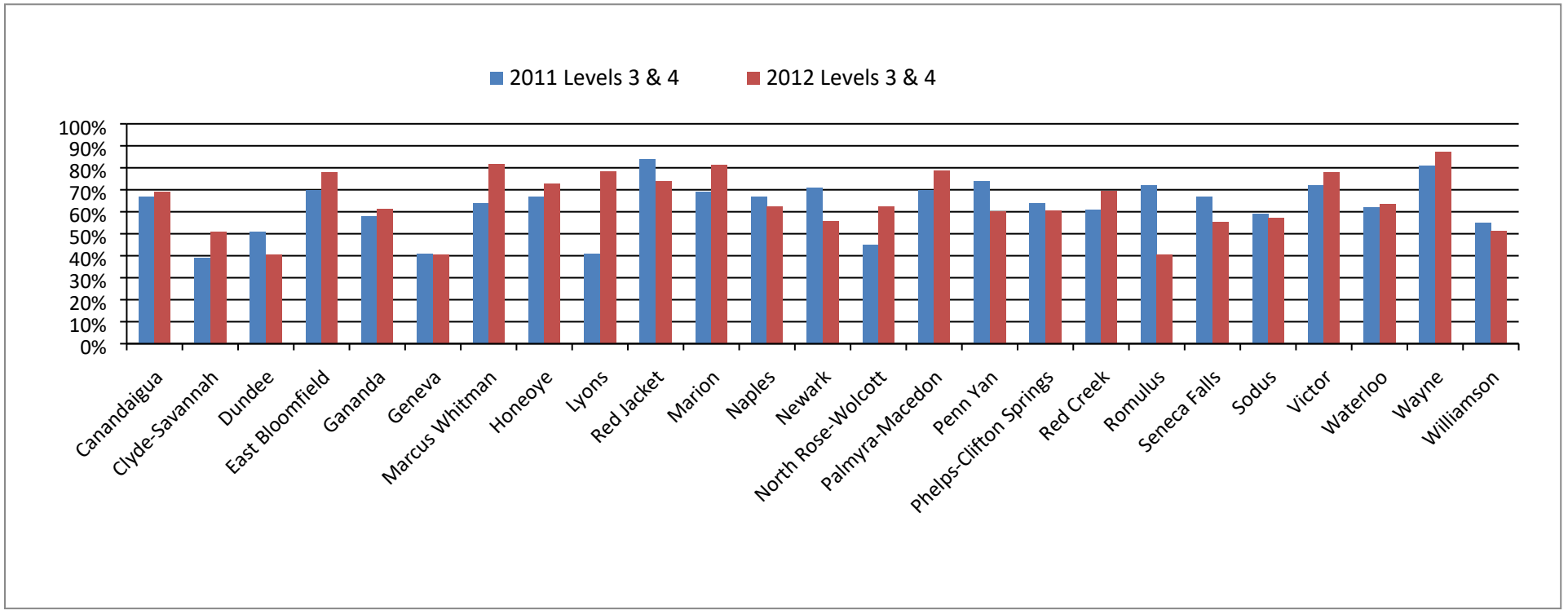
## Percent Scoring at Level 3&4 WFL BOCES Component Districts



Performance Level	Canandaigua	Clyde-Savannah	Dundee	East Bloomfield	Gananda	Geneva	Marcus Whitman	Honeoye	Lyons	Red Jacket	Marion	Naples
2011 Levels 3 & 4	72%	37%	63%	72%	73%	52%	74%	69%	61%	73%	78%	53%
2012 Levels 3 & 4	70%	52%	49%	72%	69%	52%	60%	67%	63%	42%	80%	58%

Newark	North Rose-Wolcott	Palmyra-Macedon	Penn Yan	Phelps-Clifton Springs	Red Creek	Romulus	Seneca Falls	Sodus	Victor	Waterloo	Wayne	Williamson
59%	57%	70%	54%	66%	59%	60%	71%	51%	80%	63%	87%	65%
68%	64%	77%	50%	59%	55%	30%	72%	60%	76%	54%	83%	81%

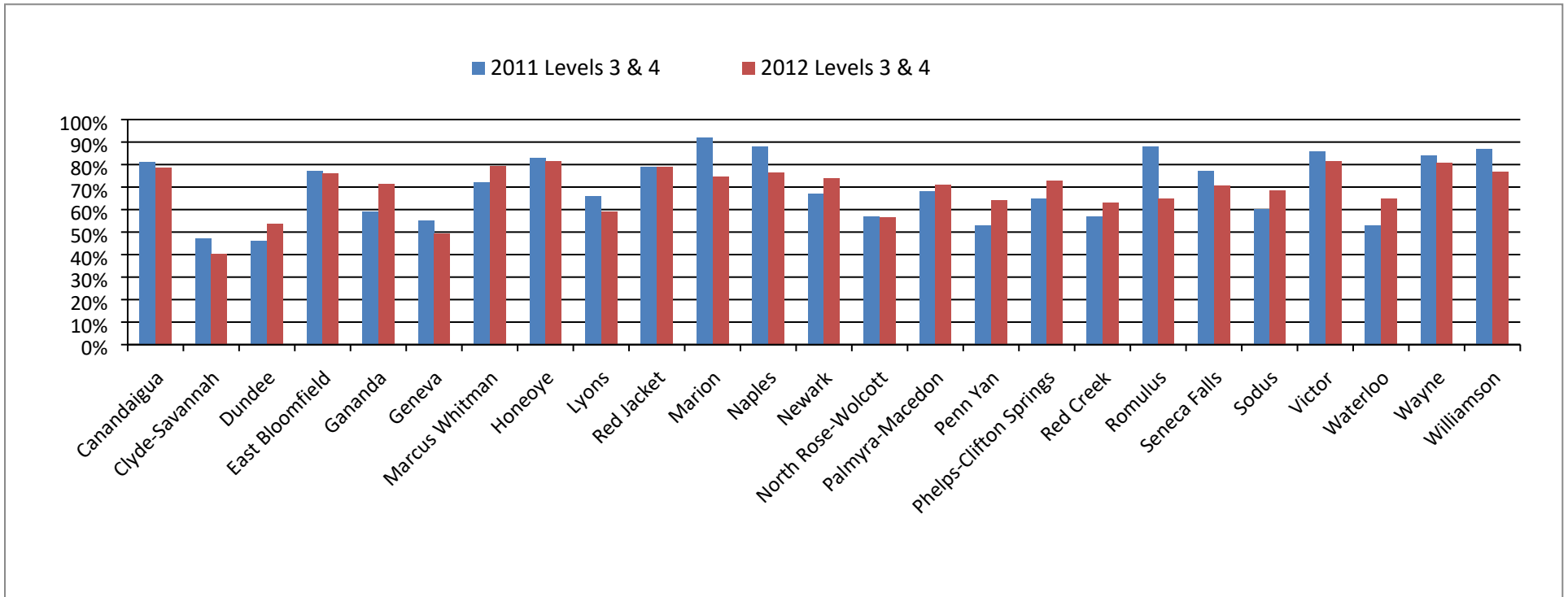
2011 and 2012 Math 6  
Percent Scoring at Level 3&4  
WFL BOCES Component Districts



Performance Level	Canandaigua	Clyde-Savannah	Dundee	East Bloomfield	Gananda	Geneva	Marcus Whitman	Honeoye	Lyons	Red Jacket	Marion	Naples
2011 Levels 3 & 4	67%	39%	51%	70%	58%	41%	64%	67%	41%	84%	69%	67%
2012 Levels 3 & 4	69%	51%	40%	78%	62%	41%	82%	73%	78%	74%	81%	62%

Newark	North Rose-Wolcott	Palmyra-Macedon	Penn Yan	Phelps-Clifton Springs	Red Creek	Romulus	Seneca Falls	Sodus	Victor	Waterloo	Wayne	Williamson
71%	45%	70%	74%	64%	61%	72%	67%	59%	72%	62%	81%	55%
56%	63%	79%	60%	61%	70%	41%	55%	57%	78%	64%	87%	51%

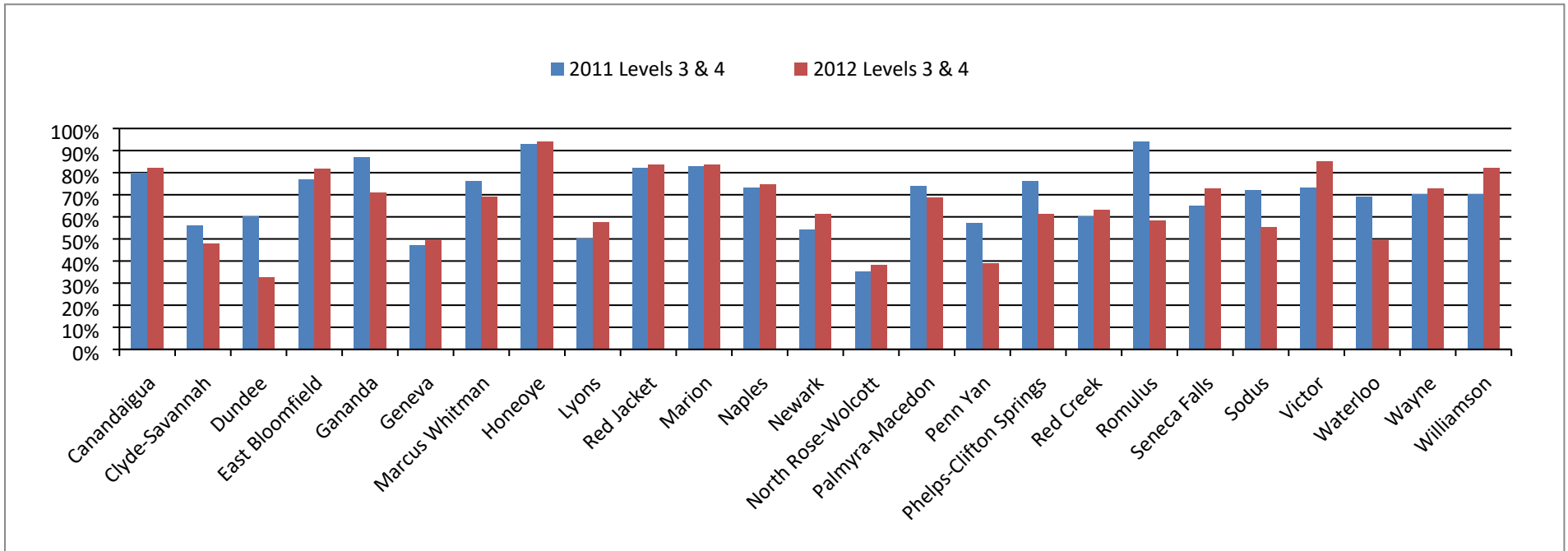
2011 and 2012 Math 7  
Percent Scoring at Level 3&4  
WFL BOCES Component Districts



Performance Level	Canandaigua	Clyde-Savannah	Dundee	East Bloomfield	Gananda	Geneva	Marcus Whitman	Honeoye	Lyons	Red Jacket	Marion	Naples
2011 Levels 3 & 4	81%	47%	46%	77%	59%	55%	72%	83%	66%	79%	92%	88%
2012 Levels 3 & 4	79%	40%	54%	76%	71%	49%	80%	81%	59%	79%	75%	76%

Newark	North Rose-Wolcott	Palmyra-Macedon	Penn Yan	Phelps-Clifton Springs	Red Creek	Romulus	Seneca Falls	Sodus	Victor	Waterloo	Wayne	Williamson
67%	57%	68%	53%	65%	57%	88%	77%	60%	86%	53%	84%	87%
74%	57%	71%	64%	73%	63%	65%	71%	68%	82%	65%	81%	77%

2011 and 2012 Math 8  
Percent Scoring at Level 3&4  
WFL BOCES Component Districts



Performance Level	Canandaigua	Clyde-Savannah	Dundee	East Bloomfield	Gananda	Geneva	Marcus Whitman	Honeoye	Lyons	Red Jacket	Marion	Naples
2011 Levels 3 & 4	80%	56%	60%	77%	87%	47%	76%	93%	50%	82%	83%	73%
2012 Levels 3 & 4	82%	48%	33%	82%	71%	50%	69%	94%	58%	84%	84%	75%

Newark	North Rose-Wolcott	Palmyra-Macedon	Penn Yan	Phelps-Clifton Springs	Red Creek	Romulus	Seneca Falls	Sodus	Victor	Waterloo	Wayne	Williamson
54%	35%	74%	57%	76%	60%	94%	65%	72%	73%	69%	70%	70%
61%	38%	69%	39%	61%	63%	58%	73%	55%	85%	49%	73%	82%