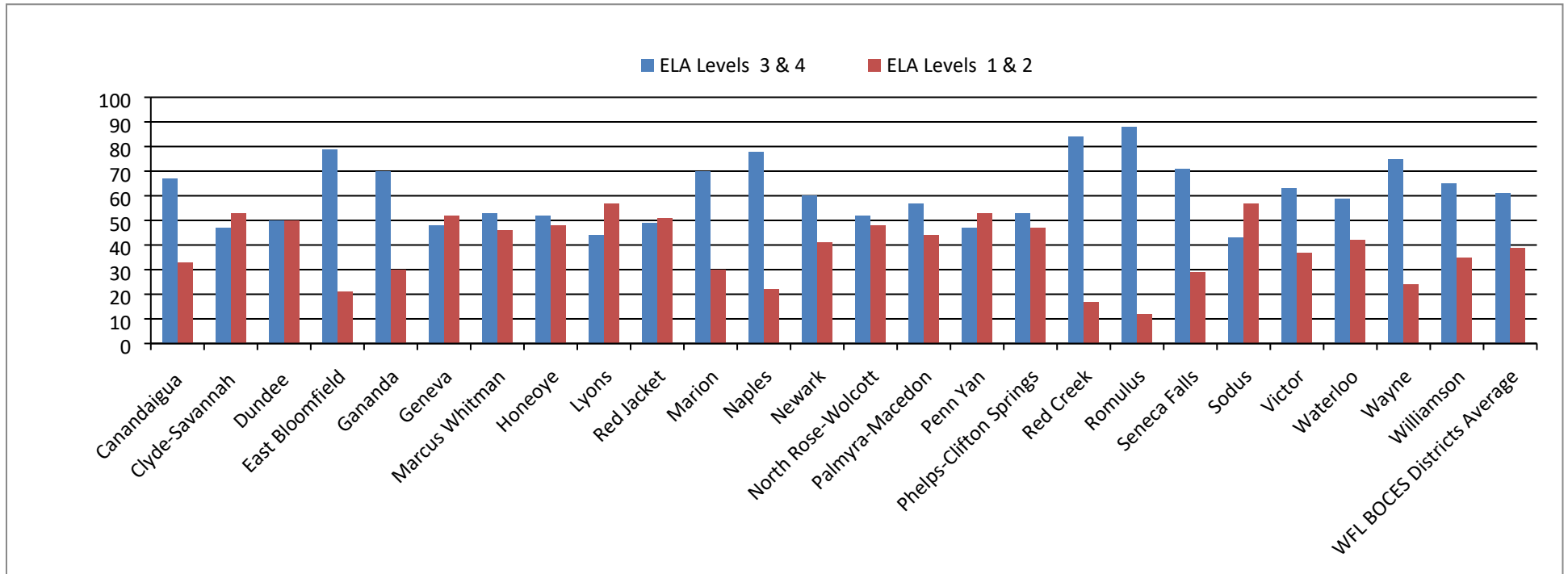


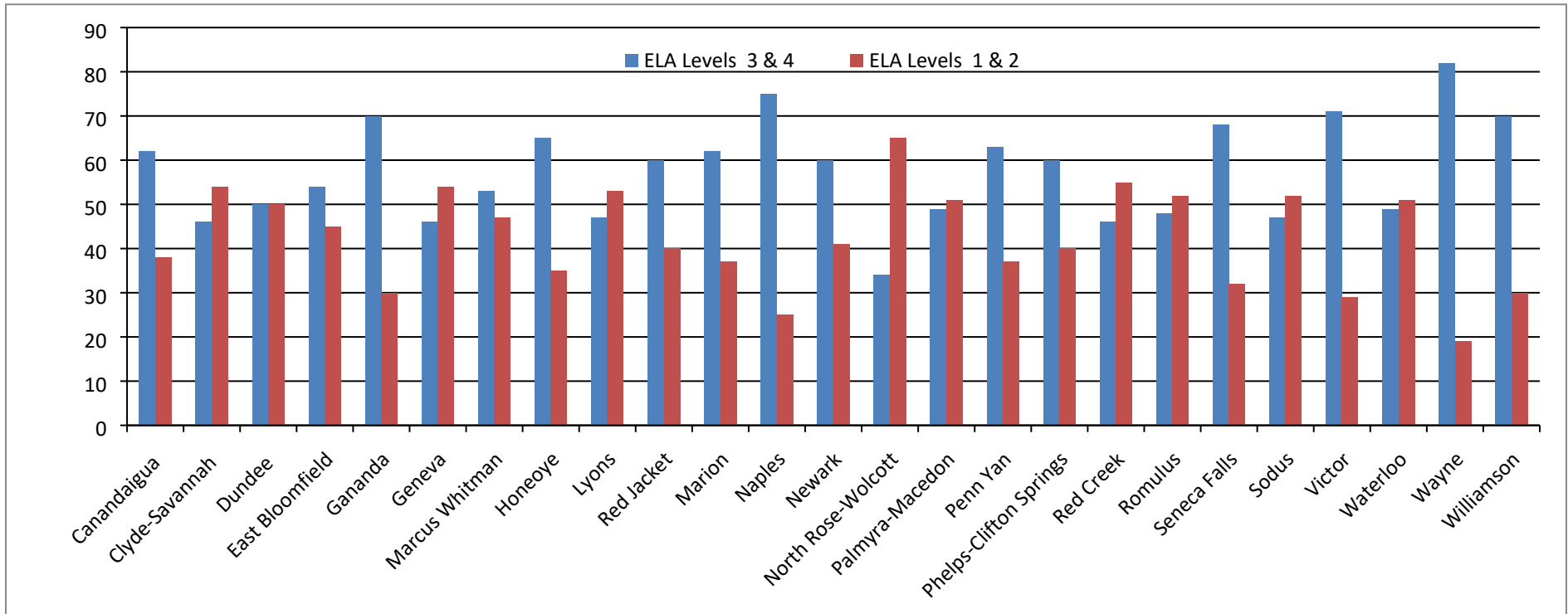
2010-11 ELA 3
 Combined Percent Scoring at Level 1&2 and 3&4
 WFL BOCES Component Districts



Performance Level	Canandaigua	Clyde-Savannah	Dundee	E.ast Bloomfield	Gananda	Geneva	Marcus Whitman	Honeoye	Lyons	Red Jacket	Marion	Naples
ELA Levels 3 & 4	67%	47%	50%	79%	70%	48%	53%	52%	44%	49%	70%	78%
ELA Levels 1 & 2	33%	53%	50%	21%	30%	52%	46%	48%	57%	51%	30%	22%

	North Rose-Wolcott	Palmyra-Macedon	Penn Yan	Phelps-Clifton Springs	Red Creek	Romulus	Seneca Falls	Sodus	Victor	Waterloo	Wayne	Williamson	WFL BOCES Districts Average
60%	52%	57%	47%	53%	84%	88%	71%	43%	63%	59%	75%	65%	61%
41%	48%	44%	53%	47%	17%	12%	29%	57%	37%	42%	24%	35%	39%

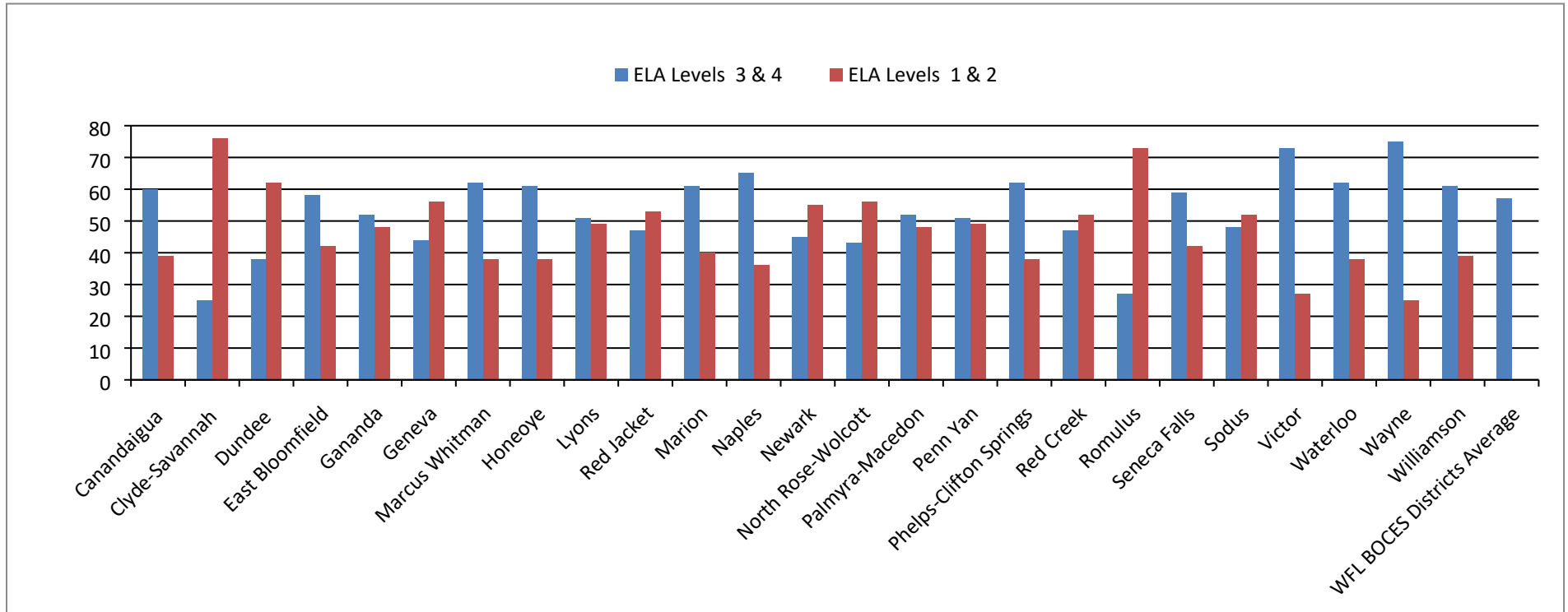
2010-11 ELA 4
 Combined Percent Scoring at Level 1&2 and 3&4
 WFL BOCES Component Districts



Performance Level	Canandaigua	Clyde-Savannah	Dundee	East Bloomfield	Gananda	Geneva	Marcus Whitman	Honeoye	Lyons	Red Jacket	Marion	Naples
ELA Levels 3 & 4	62%	46%	50%	54%	70%	46%	53%	65%	47%	60%	62%	75%
ELA Levels 1 & 2	38%	54%	50%	45%	30%	54%	47%	35%	53%	40%	37%	25%

	North Rose-Wolcott	Palmyra-Macedon	Penn Yan	Phelps-Clifton Springs	Red Creek	Romulus	Seneca Falls	Sodus	Victor	Waterloo	Wayne	Williamson	WFL BOCES Districts Average
60%	34%	49%	63%	60%	46%	48%	68%	47%	71%	49%	82%	70%	60%
41%	65%	51%	37%	40%	55%	52%	32%	52%	29%	51%	19%	30%	40%

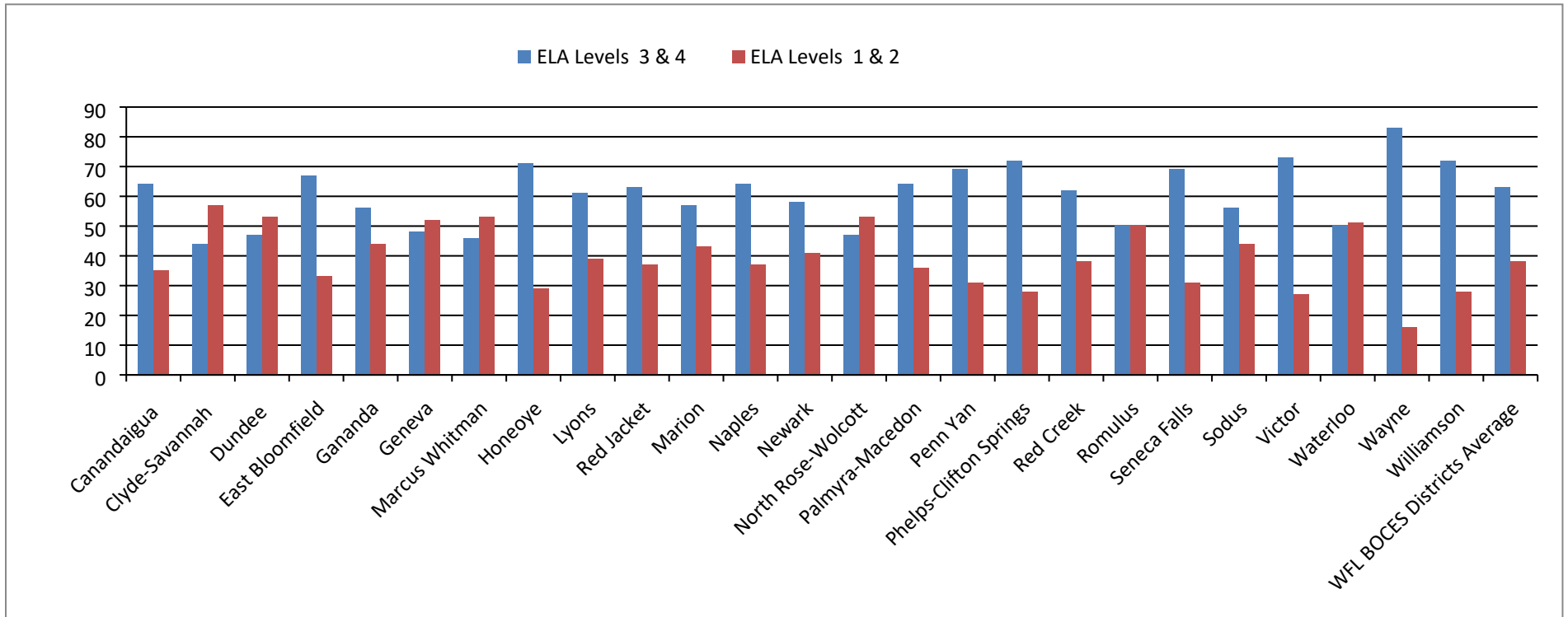
2010-11 ELA 5
 Combined Percent Scoring at Level 1&2 and 3&4
 WFL BOCES Component Districts



Performance Level	Canandaigua	Clyde-Savannah	Dundee	East Bloomfield	Gananda	Geneva	Marcus Whitman	Honeoye	Lyons	Red Jacket	Marion	Naples
ELA Levels 3 & 4	60%	25%	38%	58%	52%	44%	62%	61%	51%	47%	61%	65%
ELA Levels 1 & 2	39%	76%	62%	42%	48%	56%	38%	38%	49%	53%	40%	36%

	North Rose-Wolcott	Palmyra-Macedon	Penn Yan	Phelps-Clifton Springs	Red Creek	Romulus	Seneca Falls	Sodus	Victor	Waterloo	Wayne	Williamson	WFL BOCES Districts Average
45%	43%	52%	51%	62%	47%	27%	59%	48%	73%	62%	75%	61%	57%
55%	56%	48%	49%	38%	52%	73%	42%	52%	27%	38%	25%	39%	43%

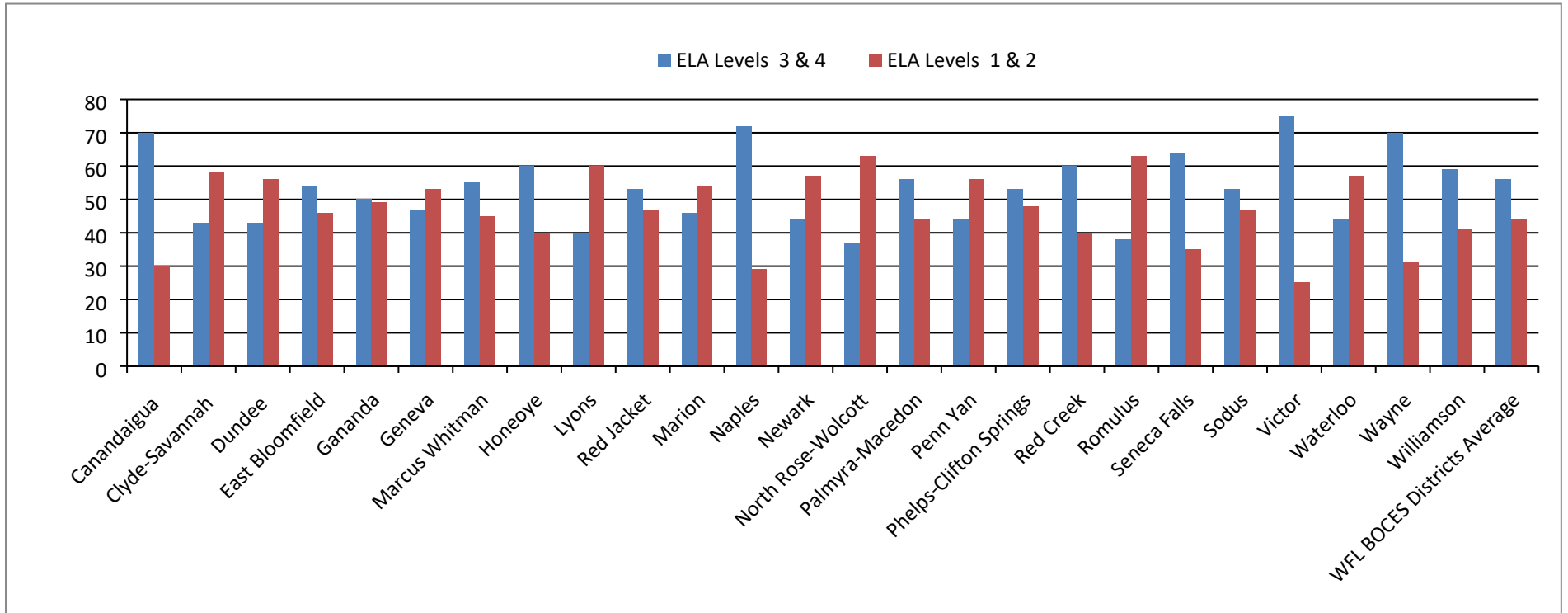
2010-11 ELA 6
 Combined Percent Scoring at Level 1&2 and 3&4
 WFL BOCES Component Districts



Performance Level	Canandaigua	Clyde-Savannah	Dundee	East Bloomfield	Gananda	Geneva	Marcus Whitman	Honeoye	Lyons	Red Jacket	Marion	Naples
ELA Levels 3 & 4	64%	44%	47%	67%	56%	48%	46%	71%	61%	63%	57%	64%
ELA Levels 1 & 2	35%	57%	53%	33%	44%	52%	53%	29%	39%	37%	43%	37%

	North Rose-Wolcott	Palmyra-Macedon	Penn Yan	Phelps-Clifton Springs	Red Creek	Romulus	Seneca Falls	Sodus	Victor	Waterloo	Wayne	Williamson	WFL BOCES Districts Average
	58%	64%	69%	72%	62%	50%	69%	56%	73%	50%	83%	72%	63%
	41%	36%	31%	28%	38%	50%	31%	44%	27%	51%	16%	28%	38%

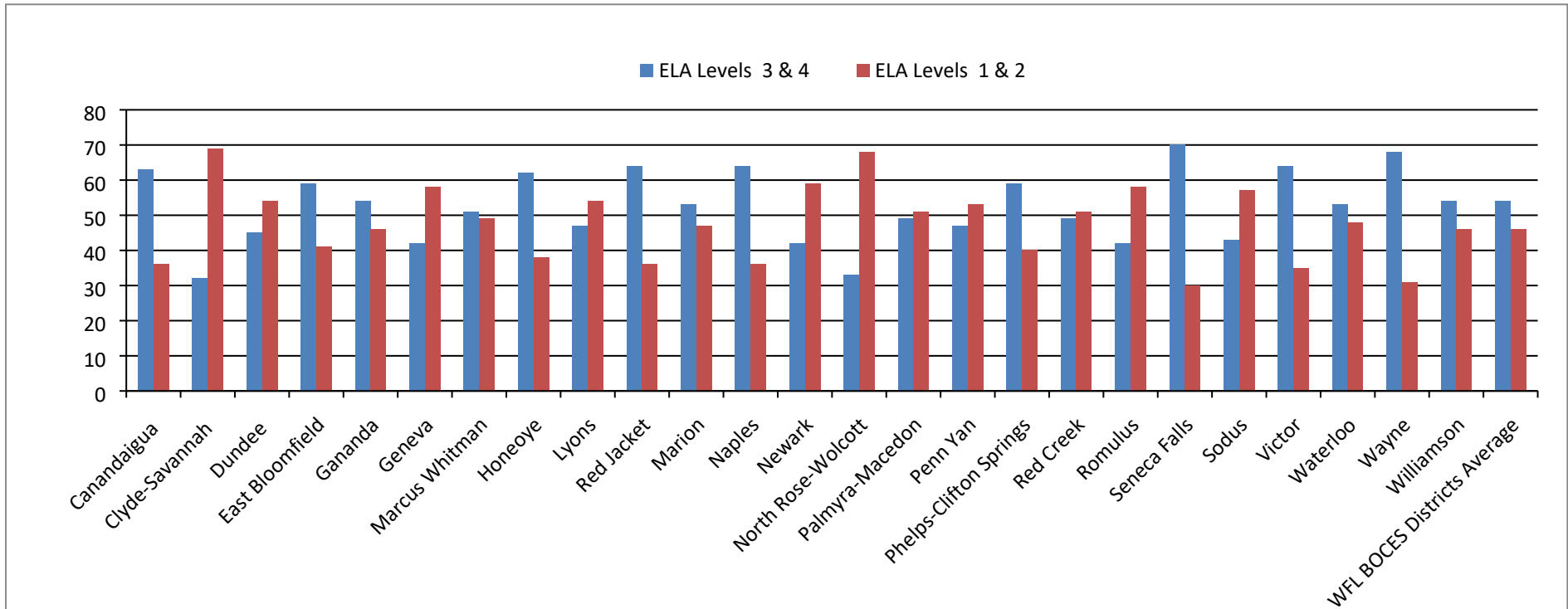
2010-11 ELA 7
 Combined Percent Scoring at Level 1&2 and 3&4
 WFL BOCES Component Districts



Performance Level	Canandaigua	Clyde-Savannah	Dundee	East Bloomfield	Gananda	Geneva	Marcus Whitman	Honeoye	Lyons	Red Jacket	Marion	Naples
ELA Levels 3 & 4	70%	43%	43%	54%	50%	47%	55%	60%	40%	53%	46%	72%
ELA Levels 1 & 2	30%	58%	56%	46%	49%	53%	45%	40%	60%	47%	54%	29%

Newark	North Rose-Wolcott	Palmyra-Macedon	Penn Yan	Phelps-Clifton Springs	Red Creek	Romulus	Seneca Falls	Sodus	Victor	Waterloo	Wayne	Williamson	WFL BOCES Districts Average
44%	37%	56%	44%	53%	60%	38%	64%	53%	75%	44%	70%	59%	56%
57%	63%	44%	56%	48%	40%	63%	35%	47%	25%	57%	31%	41%	44%

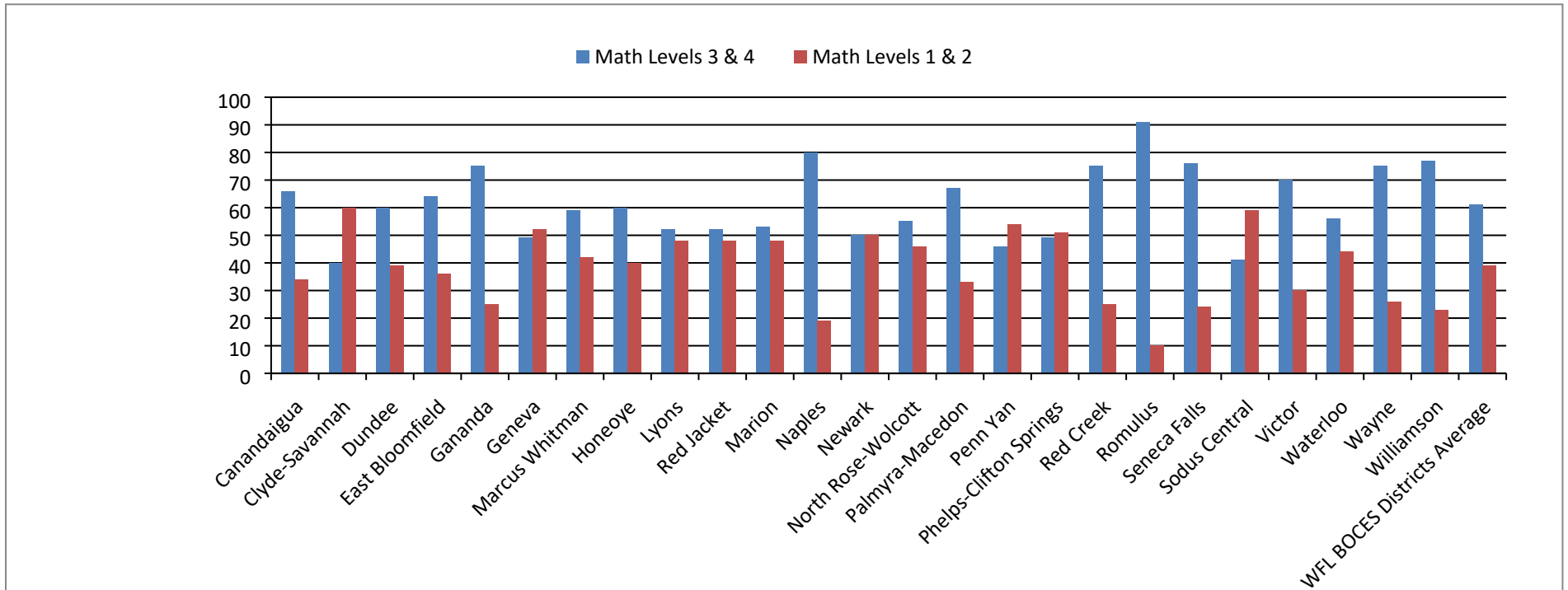
2010-11 ELA 8
 Combined Percent Scoring at Level 1&2 and 3&4
 WFL BOCES Component Districts



Performance Level	Canandaigua	Clyde-Savannah	Dundee	East Bloomfield	Gananda	Geneva	Marcus Whitman	Honeoye	Lyons	Red Jacket	Marion	Naples
ELA Levels 3 & 4	63%	32%	45%	59%	54%	42%	51%	62%	47%	64%	53%	64%
ELA Levels 1 & 2	36%	69%	54%	41%	46%	58%	49%	38%	54%	36%	47%	36%

	North Rose-Wolcott	Palmyra-Macedon	Penn Yan	Phelps-Clifton Springs	Red Creek	Romulus	Seneca Falls	Sodus	Victor	Waterloo	Wayne	Williamson	WFL BOCES Districts Average
	42%	33%	49%	47%	59%	49%	42%	70%	43%	64%	53%	68%	54%
	59%	68%	51%	53%	40%	51%	58%	30%	57%	35%	48%	31%	46%

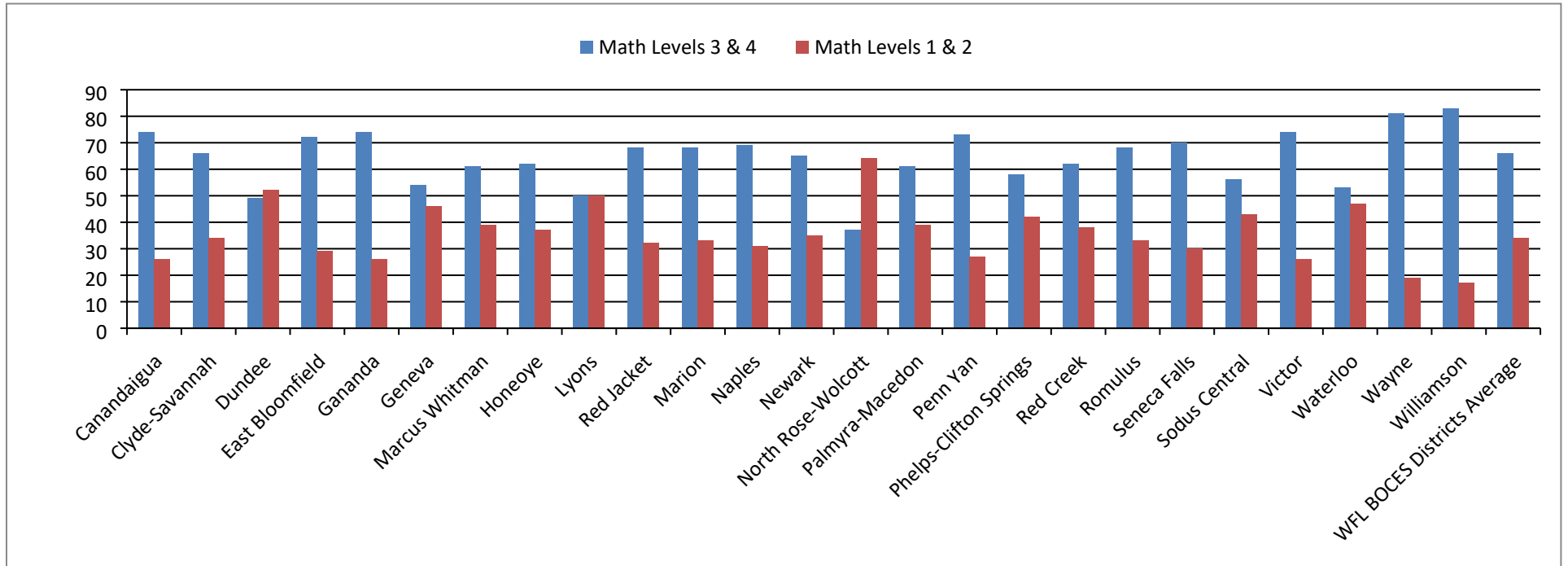
2010-11 Math 3
 Combined Percent Scoring at Level 1&2 and 3&4
 WFL BOCES Component Districts



Performance Level	Canandaigua	Clyde-Savannah	Dundee	East Bloomfield	Gananda	Geneva	Marcus Whitman	Honeoye	Lyons	Red Jacket	Marion	Naples
Math Levels 3 & 4	66%	40%	60%	64%	75%	49%	59%	60%	52%	52%	53%	80%
Math Levels 1 & 2	34%	60%	39%	36%	25%	52%	42%	40%	48%	48%	48%	19%

	North Rose-Wolcott	Palmyra-Macedon	Penn Yan	Phelps-Clifton Springs	Red Creek	Romulus	Seneca Falls	Sodus	Victor	Waterloo	Wayne	Williamson	WFL BOCES Districts Average
50%	55%	67%	46%	49%	75%	91%	76%	41%	70%	56%	75%	77%	61%
50%	46%	33%	54%	51%	25%	10%	24%	59%	30%	44%	26%	23%	39%

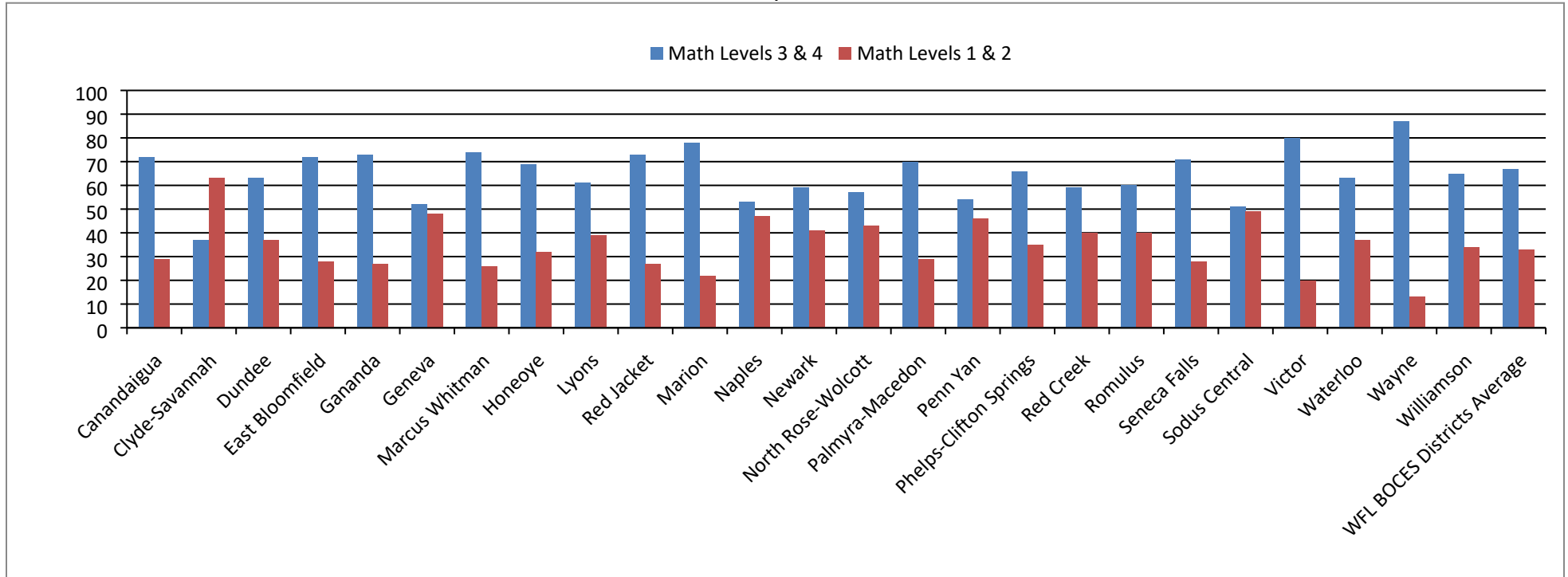
2010-11 Math 4
 Combined Percent Scoring at Level 1&2 and 3&4
 WFL BOCES Component Districts



Performance Level	Canandaigua	Clyde-Savannah	Dundee	East Bloomfield	Gananda	Geneva	Marcus Whitman	Honeoye	Lyons	Red Jacket	Marion	Naples
Math Levels 3 & 4	74%	66%	49%	72%	74%	54%	61%	62%	50%	68%	68%	69%
Math Levels 1 & 2	26%	34%	52%	29%	26%	46%	39%	37%	50%	32%	33%	31%

Newark	North Rose-Wolcott	Palmyra-Macedon	Penn Yan	Phelps-Clifton Springs	Red Creek	Romulus	Seneca Falls	Sodus	Victor	Waterloo	Wayne	Williamson	WFL BOCES Districts Average
65%	37%	61%	73%	58%	62%	68%	70%	56%	74%	53%	81%	83%	66%
35%	64%	39%	27%	42%	38%	33%	30%	43%	26%	47%	19%	17%	34%

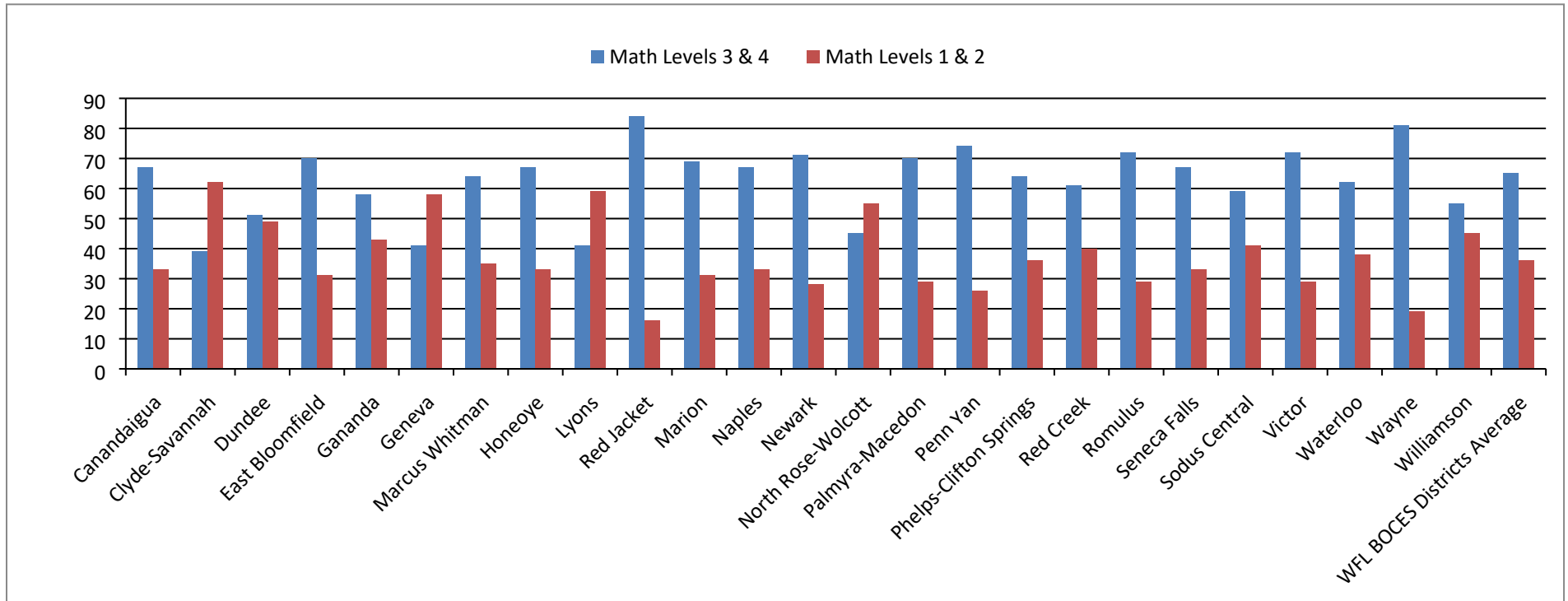
2010-11 Math 5
 Combined Percent Scoring at Level 1&2 and 3&4
 WFL BOCES Component Districts



Performance Level	Canandaigua	Clyde-Savannah	Dundee	East Bloomfield	Gananda	Geneva	Marcus Whitman	Honeoye	Lyons	Red Jacket	Marion	Naples
Math Levels 3 & 4	72%	37%	63%	72%	73%	52%	74%	69%	61%	73%	78%	53%
Math Levels 1 & 2	29%	63%	37%	28%	27%	48%	26%	32%	39%	27%	22%	47%

Newark	North Rose-Wolcott	Palmyra-Macedon	Penn Yan	Phelps-Clifton Springs	Red Creek	Romulus	Seneca Falls	Sodus	Victor	Waterloo	Wayne	Williamson	WFL BOCES Districts Average
59%	57%	70%	54%	66%	59%	60%	71%	51%	80%	63%	87%	65%	67%
41%	43%	29%	46%	35%	40%	40%	28%	49%	20%	37%	13%	34%	33%

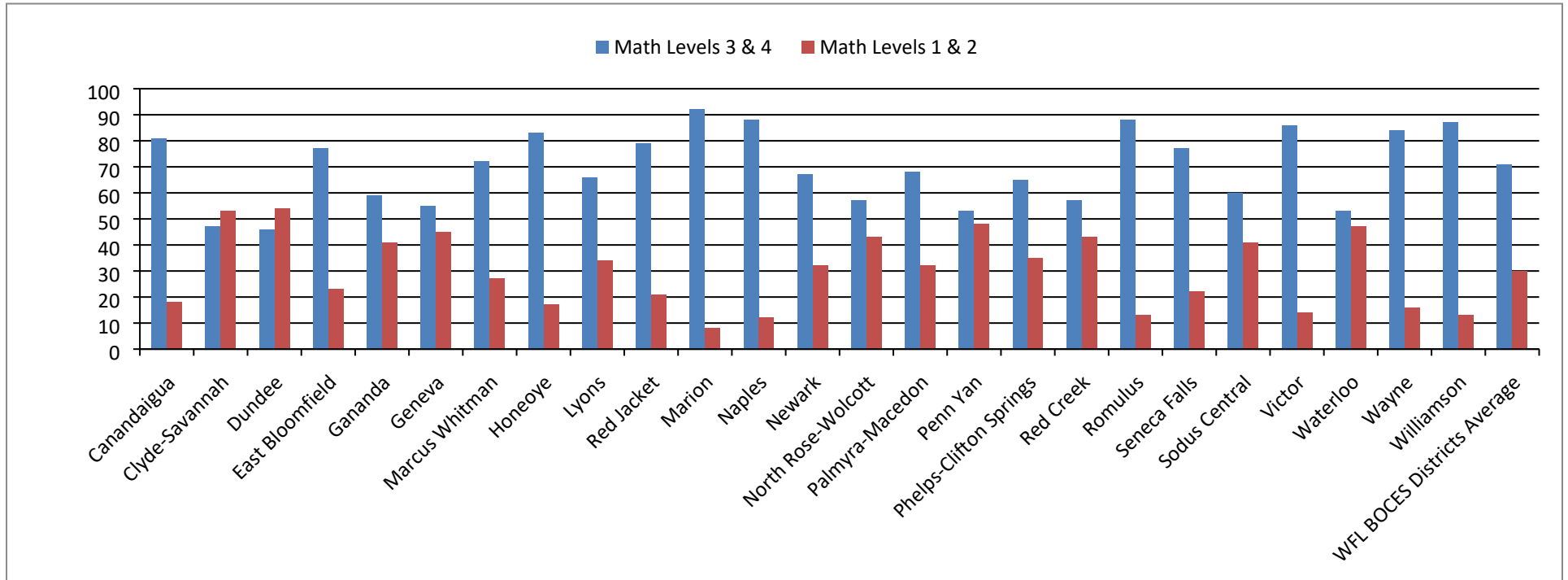
2010-11 Math 6
 Combined Percent Scoring at Level 1&2 and 3&4
 WFL BOCES Component Districts



Performance Level	Canandaigua	Clyde-Savannah	Dundee	East Bloomfield	Gananda	Geneva	Marcus Whitman	Honeoye	Lyons	Red Jacket	Marion	Naples
Math Levels 3 & 4	67%	39%	51%	70%	58%	41%	64%	67%	41%	84%	69%	67%
Math Levels 1 & 2	33%	62%	49%	31%	43%	58%	35%	33%	59%	16%	31%	33%

	North Rose-Wolcott	Palmyra-Macedon	Penn Yan	Phelps-Clifton Springs	Red Creek	Romulus	Seneca Falls	Sodus	Victor	Waterloo	Wayne	Williamson	WFL BOCES Districts Average	
	71%	45%	70%	74%	64%	61%	72%	67%	59%	72%	62%	81%	55%	65%
	28%	55%	29%	26%	36%	40%	29%	33%	41%	29%	38%	19%	45%	36%

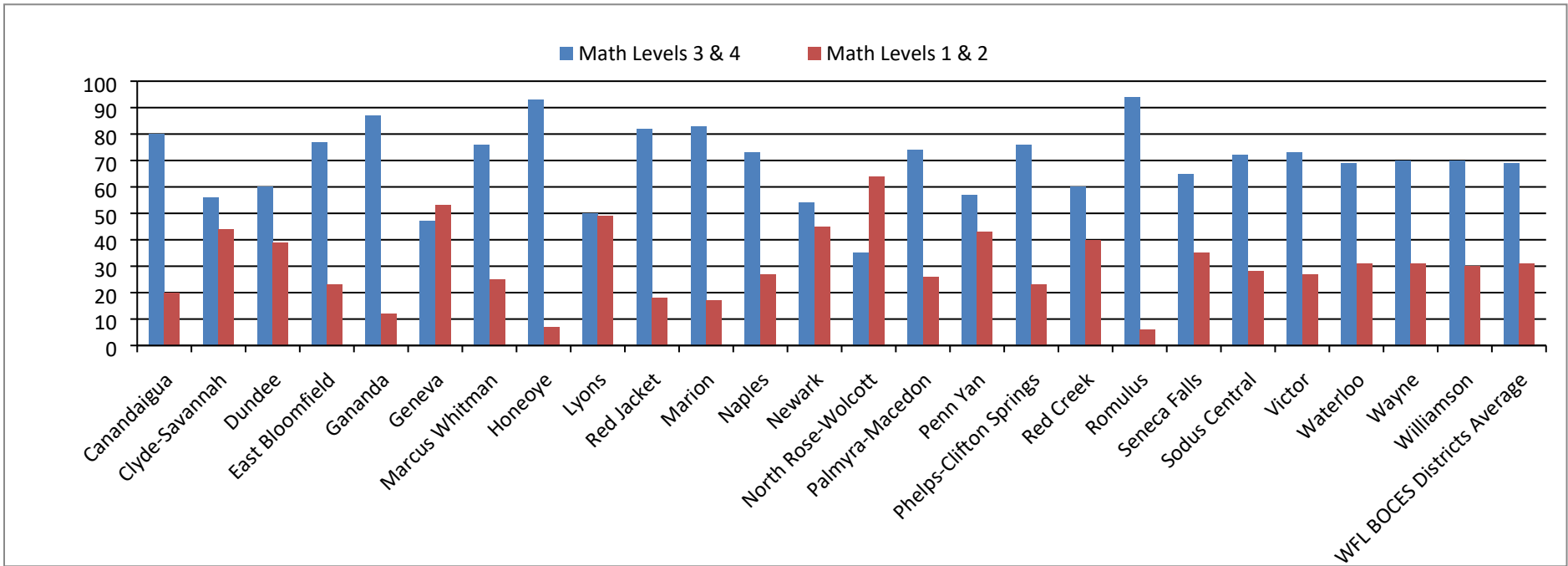
2010-11 Math 7
 Combined Percent Scoring at Level 1&2 and 3&4
 WFL BOCES Component Districts



Performance Level	Canandaigua	Clyde-Savannah	Dundee	East Bloomfield	Gananda	Geneva	Marcus Whitman	Honeoye	Lyons	Red Jacket	Marion	Naples
Math Levels 3 & 4	81%	47%	46%	77%	59%	55%	72%	83%	66%	79%	92%	88%
Math Levels 1 & 2	18%	53%	54%	23%	41%	45%	27%	17%	34%	21%	8%	12%

Newark	North Rose-Wolcott	Palmyra-Macedon	Penn Yan	Phelps-Clifton Springs	Red Creek	Romulus	Seneca Falls	Sodus	Victor	Waterloo	Wayne	Williamson	WFL BOCES Districts Average
67%	57%	68%	53%	65%	57%	88%	77%	60%	86%	53%	84%	87%	71%
32%	43%	32%	48%	35%	43%	13%	22%	41%	14%	47%	16%	13%	30%

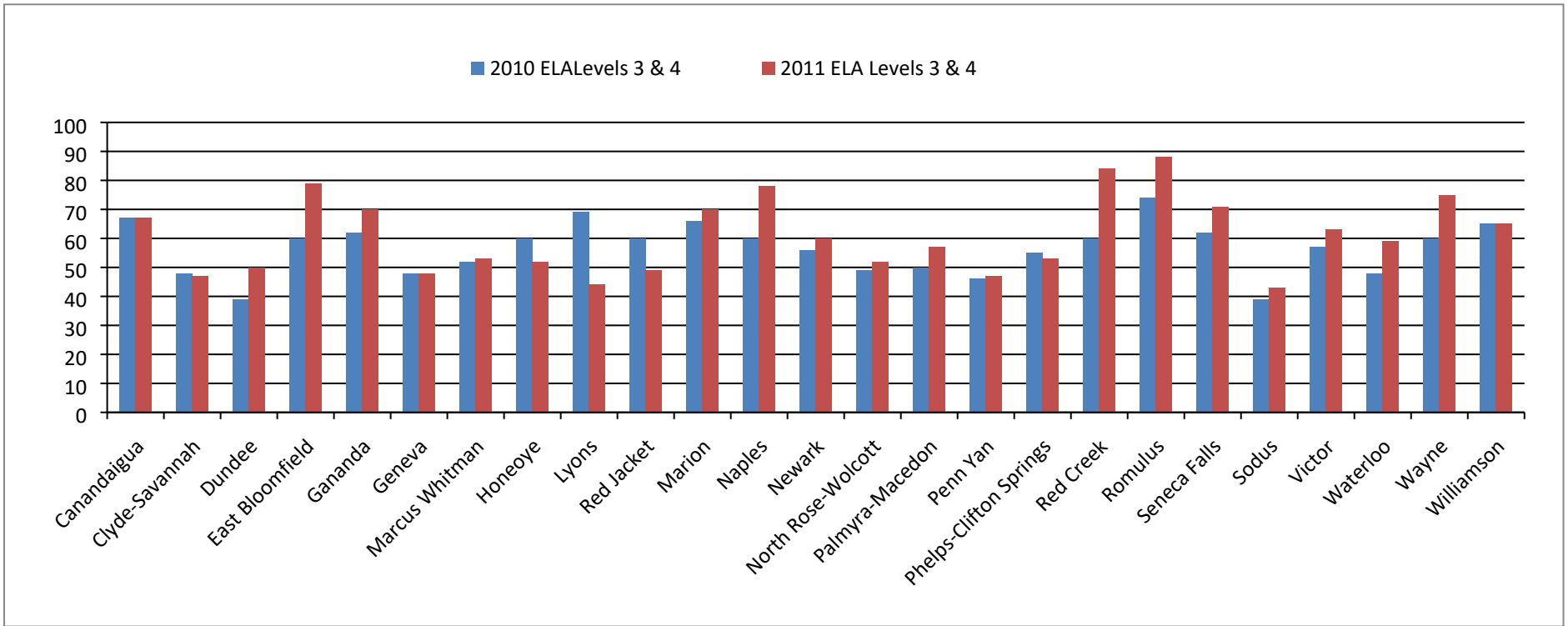
2010-11 Math 8
 Combined Percent Scoring at Level 1&2 and 3&4
 WFL BOCES Component Districts



Performance Level	Canandaigua	Clyde-Savannah	Dundee	East Bloomfield	Gananda	Geneva	Marcus Whitman	Honeoye	Lyons	Red Jacket	Marion	Naples
Math Levels 3 & 4	80%	56%	60%	77%	87%	47%	76%	93%	50%	82%	83%	73%
Math Levels 1 & 2	20%	44%	39%	23%	12%	53%	25%	7%	49%	18%	17%	27%

	North Rose-Wolcott	Palmyra-Macedon	Penn Yan	Phelps-Clifton Springs	Red Creek	Romulus	Seneca Falls	Sodus	Victor	Waterloo	Wayne	Williamson	WFL BOCES Districts Average
54%	35%	74%	57%	76%	60%	94%	65%	72%	73%	69%	70%	70%	69%
45%	64%	26%	43%	23%	40%	6%	35%	28%	27%	31%	31%	30%	31%

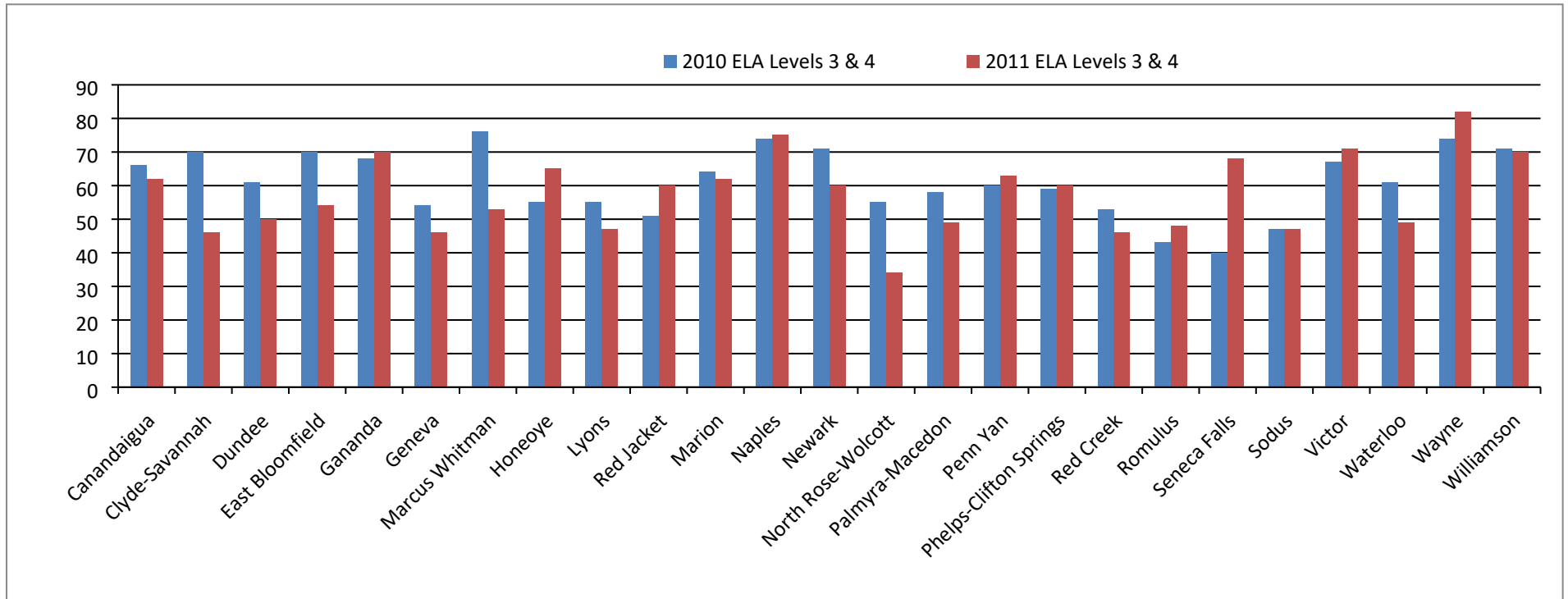
2010 and 2011 ELA 3
Percent Scoring at Level 3&4
WFL BOCES Component Districts



Performance Level	Canandaigua	Clyde-Savannah	Dundee	East Bloomfield	Gananda	Geneva	Marcus Whitman	Honeoye	Lyons	Red Jacket	Marion	Naples
2010 ELA Levels 3 & 4	67%	48%	39%	60%	62%	48%	52%	60%	69%	60%	66%	60%
2011 ELA Levels 3 & 4	67%	47%	50%	79%	70%	48%	53%	52%	44%	49%	70%	78%

Newark	North Rose-Wolcott	Palmyra-Macedon	Penn Yan	Phelps-Clifton Springs	Red Creek	Romulus	Seneca Falls	Sodus	Victor	Waterloo	Wayne	Williamson
56%	49%	50%	46%	55%	60%	74%	62%	39%	57%	48%	60%	65%
60%	52%	57%	47%	53%	84%	88%	71%	43%	63%	59%	75%	65%

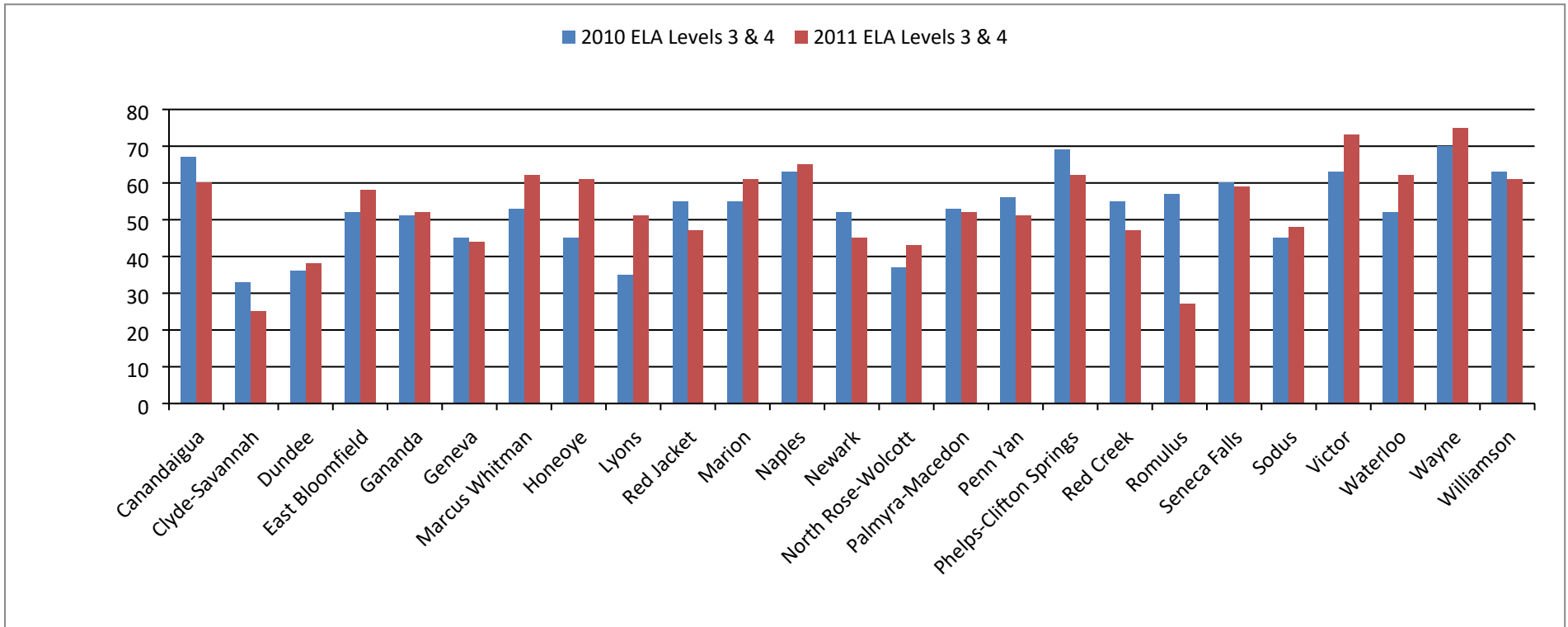
2010 and 2011 ELA 4
Percent Scoring at Level 3&4
WFL BOCES Component Districts



Performance Level	Canandaigua	Clyde-Savannah	Dundee	East Bloomfield	Gananda	Geneva	Marcus Whitman	Honeoye	Lyons	Red Jacket	Marion	Naples
2010 ELA Levels 3 & 4	66%	70%	61%	70%	68%	54%	76%	55%	55%	51%	64%	74%
2011 ELA Levels 3 & 4	62%	46%	50%	54%	70%	46%	53%	65%	47%	60%	62%	75%

Newark	North Rose-Wolcott	Palmyra-Macedon	Penn Yan	Phelps-Clifton Springs	Red Creek	Romulus	Seneca Falls	Sodus	Victor	Waterloo	Wayne	Williamson
71%	55%	58%	60%	59%	53%	43%	40%	47%	67%	61%	74%	71%
60%	34%	49%	63%	60%	46%	48%	68%	47%	71%	49%	82%	70%

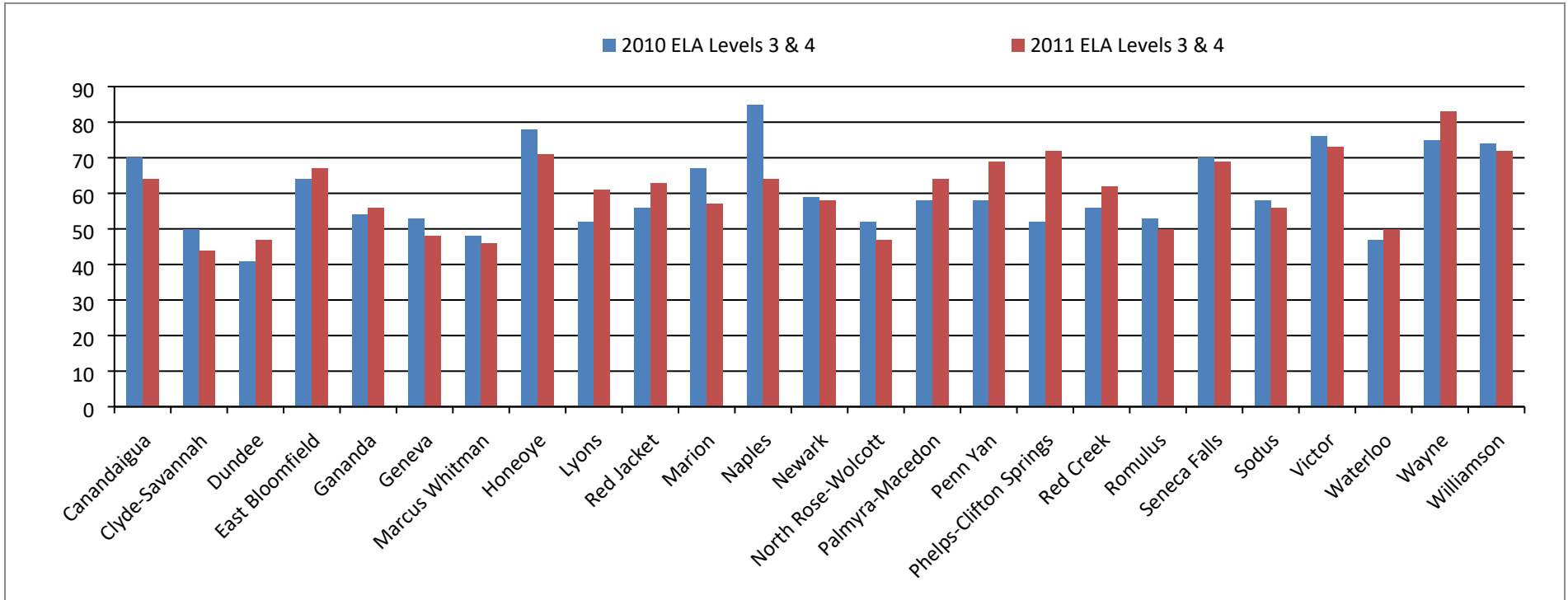
2010 and 2011 ELA 5
Percent Scoring at Level 3&4
WFL BOCES Component Districts



Performance Level	Canandaigua	Clyde-Savannah	Dundee	East Bloomfield	Gananda	Geneva	Marcus Whitman	Honeoye	Lyons	Red Jacket	Marion	Naples
2010 ELA Levels 3 & 4	67%	33%	36%	52%	51%	45%	53%	45%	35%	55%	55%	63%
2011 ELA Levels 3 & 4	60%	25%	38%	58%	52%	44%	62%	61%	51%	47%	61%	65%

Newark	North Rose-Wolcott	Palmyra-Macedon	Penn Yan	Phelps-Clifton Springs	Red Creek	Romulus	Seneca Falls	Sodus	Victor	Waterloo	Wayne	Williamson
52%	37%	53%	56%	69%	55%	57%	60%	45%	63%	52%	70%	63%
45%	43%	52%	51%	62%	47%	27%	59%	48%	73%	62%	75%	61%

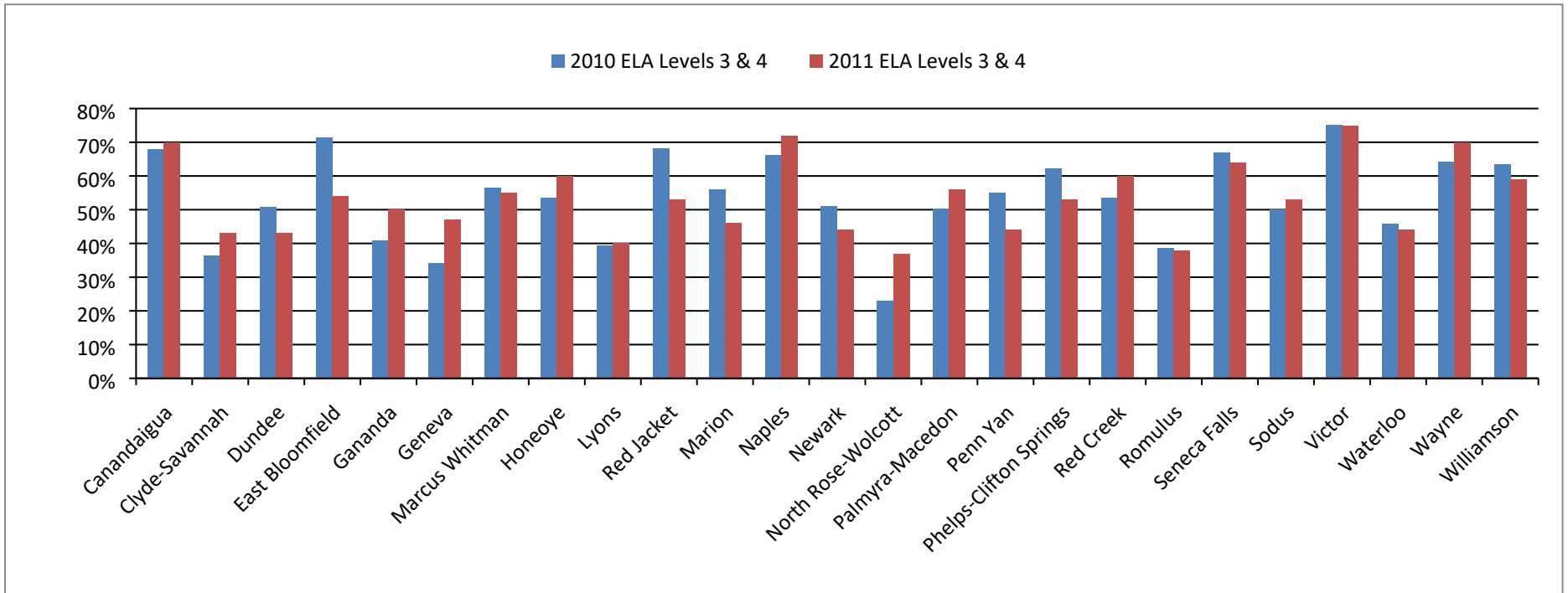
2010 and 2011 ELA 6
Percent Scoring at Level 3&4
WFL BOCES Component Districts



Performance Level	Canandaigua	Clyde-Savannah	Dundee	East Bloomfield	Gananda	Geneva	Marcus Whitman	Honeoye	Lyons	Red Jacket	Marion	Naples
2010 ELA Levels 3 & 4	70%	50%	41%	64%	54%	53%	48%	78%	52%	56%	67%	85%
2011 ELA Levels 3 & 4	64%	44%	47%	67%	56%	48%	46%	71%	61%	63%	57%	64%

Newark	North Rose-Wolcott	Palmyra-Macedon	Penn Yan	Phelps-Clifton Springs	Red Creek	Romulus	Seneca Falls	Sodus	Victor	Waterloo	Wayne	Williamson
59%	52%	58%	58%	52%	56%	53%	70%	58%	76%	47%	75%	74%
58%	47%	64%	69%	72%	62%	50%	69%	56%	73%	50%	83%	72%

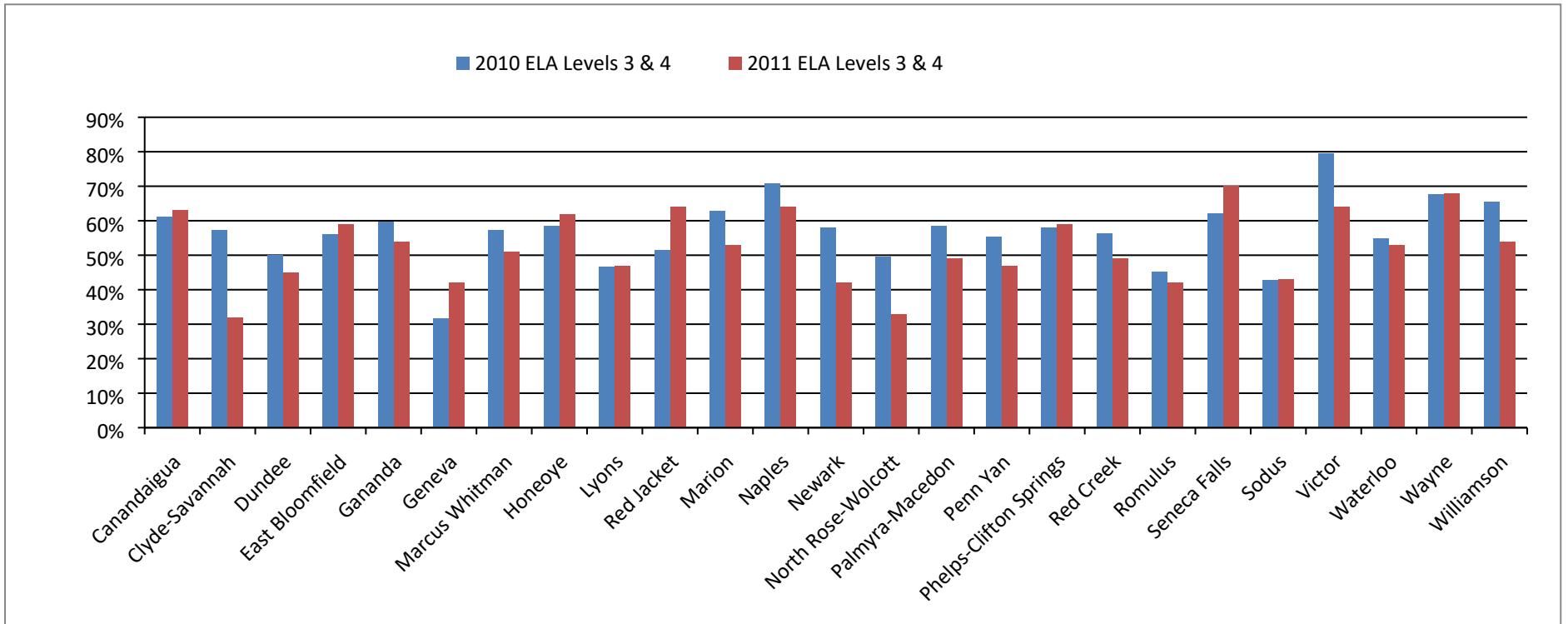
2010 and 2011 ELA 7
Percent Scoring at Level 3&4
WFL BOCES Component Districts



Performance Level	Canandaigua	Clyde-Savannah	Dundee	East Bloomfield	Gananda	Geneva	Marcus Whitman	Honeoye	Lyons	Red Jacket	Marion	Naples
2010 ELA Levels 3 & 4	68%	37%	51%	72%	41%	34%	57%	54%	39%	68%	56%	66%
2011 ELA Levels 3 & 4	70%	43%	43%	54%	50%	47%	55%	60%	40%	53%	46%	72%

Newark	North Rose-Wolcott	Palmyra-Macedon	Penn Yan	Phelps-Clifton Springs	Red Creek	Romulus	Seneca Falls	Sodus	Victor	Waterloo	Wayne	Williamson
51%	23%	50%	55%	62%	54%	39%	67%	50%	75%	46%	64%	64%
44%	37%	56%	44%	53%	60%	38%	64%	53%	75%	44%	70%	59%

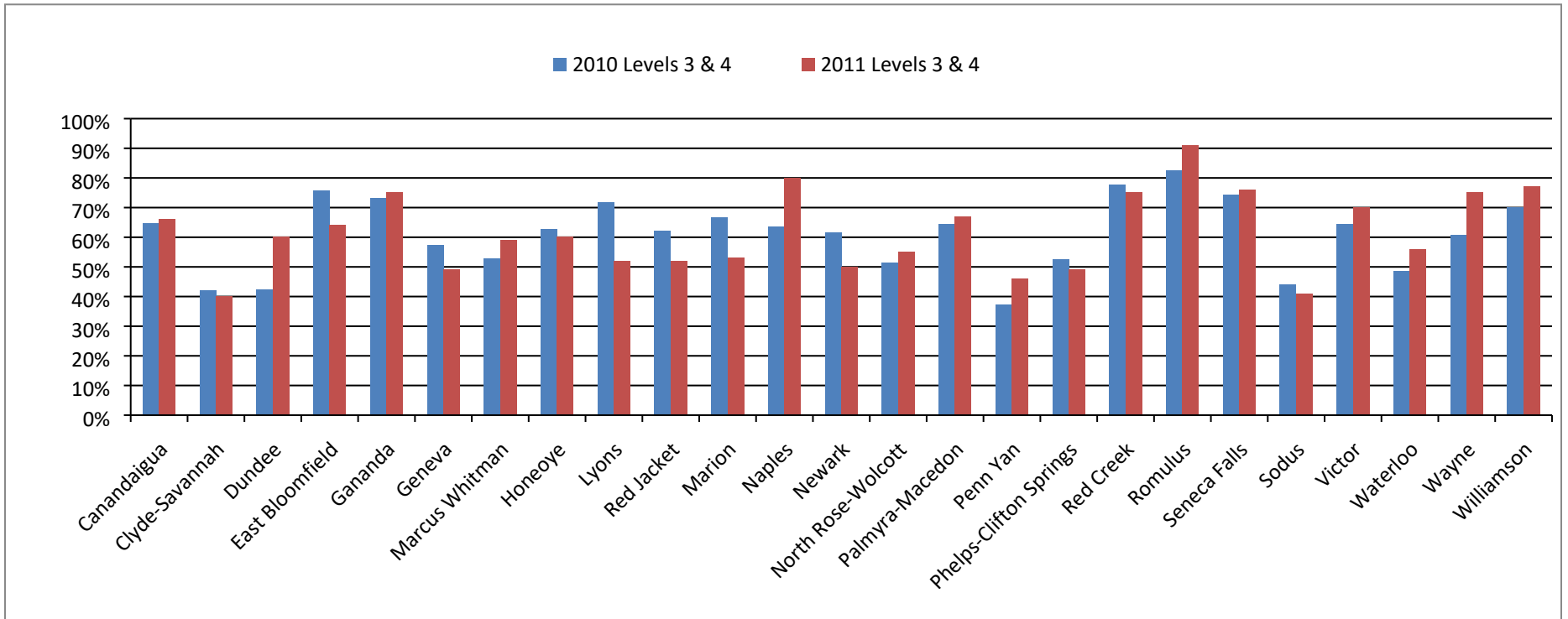
2010 and 2011 ELA 8
Percent Scoring at Level 3&4
WFL BOCES Component Districts



Performance Level	Canandaigua	Clyde-Savannah	Dundee	East Bloomfield	Gananda	Geneva	Marcus Whitman	Honeoye	Lyons	Red Jacket	Marion	Naples
2010 ELA Levels 3 & 4	61%	57%	50%	56%	60%	32%	57%	59%	47%	52%	63%	70%
2011 ELA Levels 3 & 4	63%	32%	45%	59%	54%	42%	51%	62%	47%	64%	53%	64%

Newark	North Rose-Wolcott	Palmyra-Macedon	Penn Yan	Phelps-Clifton Springs	Red Creek	Romulus	Seneca Falls	Sodus	Victor	Waterloo	Wayne	Williamson
58%	50%	59%	55%	58%	56%	45%	62%	43%	79%	55%	68%	66%
42%	33%	49%	47%	59%	49%	42%	70%	43%	64%	53%	68%	54%

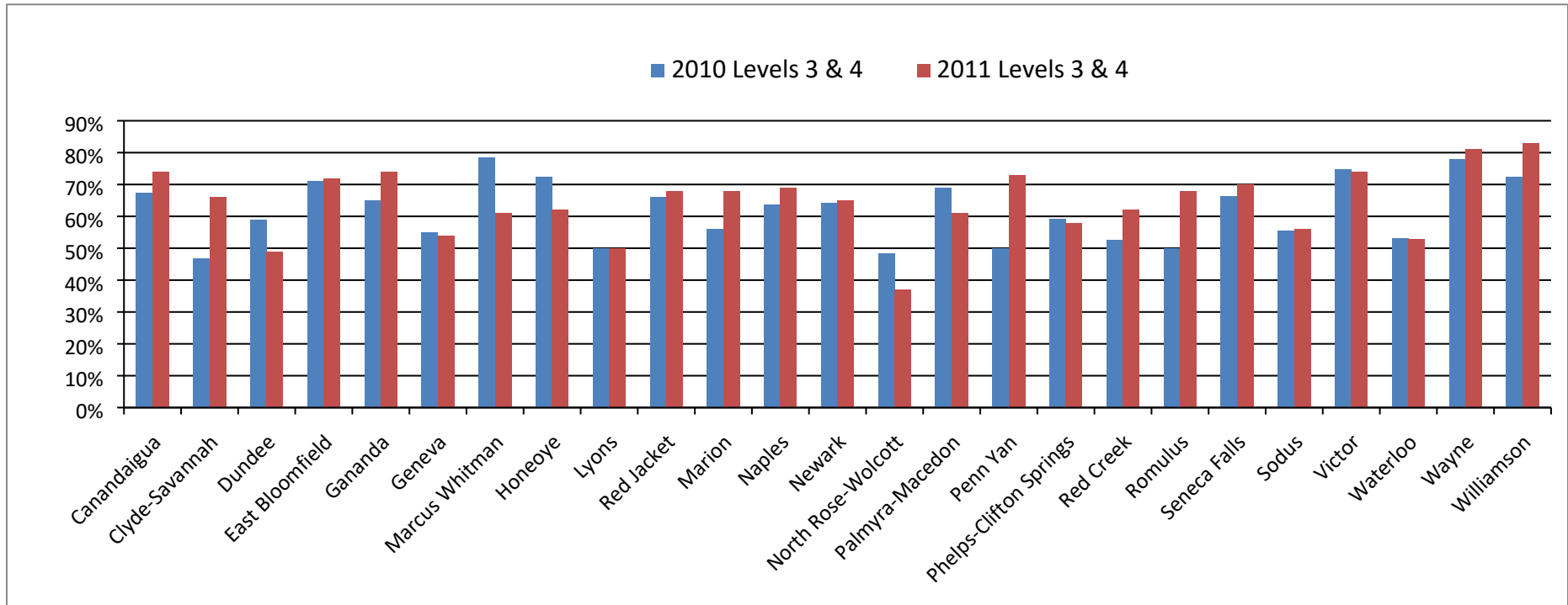
2010 and 2011 Math 3
Percent Scoring at Level 3&4
WFL BOCES Component Districts



Performance Level	Canandaigua	Clyde-Savannah	Dundee	East Bloomfield	Gananda	Geneva	Marcus Whitman	Honeoye	Lyons	Red Jacket	Marion	Naples
2010 Levels 3 & 4	65%	42%	42%	76%	73%	57%	53%	67%	72%	62%	67%	64%
2011 Levels 3 & 4	66%	40%	60%	64%	75%	49%	59%	60%	52%	52%	53%	80%

Newark	North Rose-Wolcott	Palmyra-Macedon	Penn Yan	Phelps-Clifton Springs	Red Creek	Romulus	Seneca Falls	Sodus	Victor	Waterloo	Wayne	Williamson
61%	51%	64%	37%	53%	78%	82%	74%	44%	64%	48%	60%	70%
50%	55%	67%	46%	49%	75%	91%	76%	41%	70%	56%	75%	77%

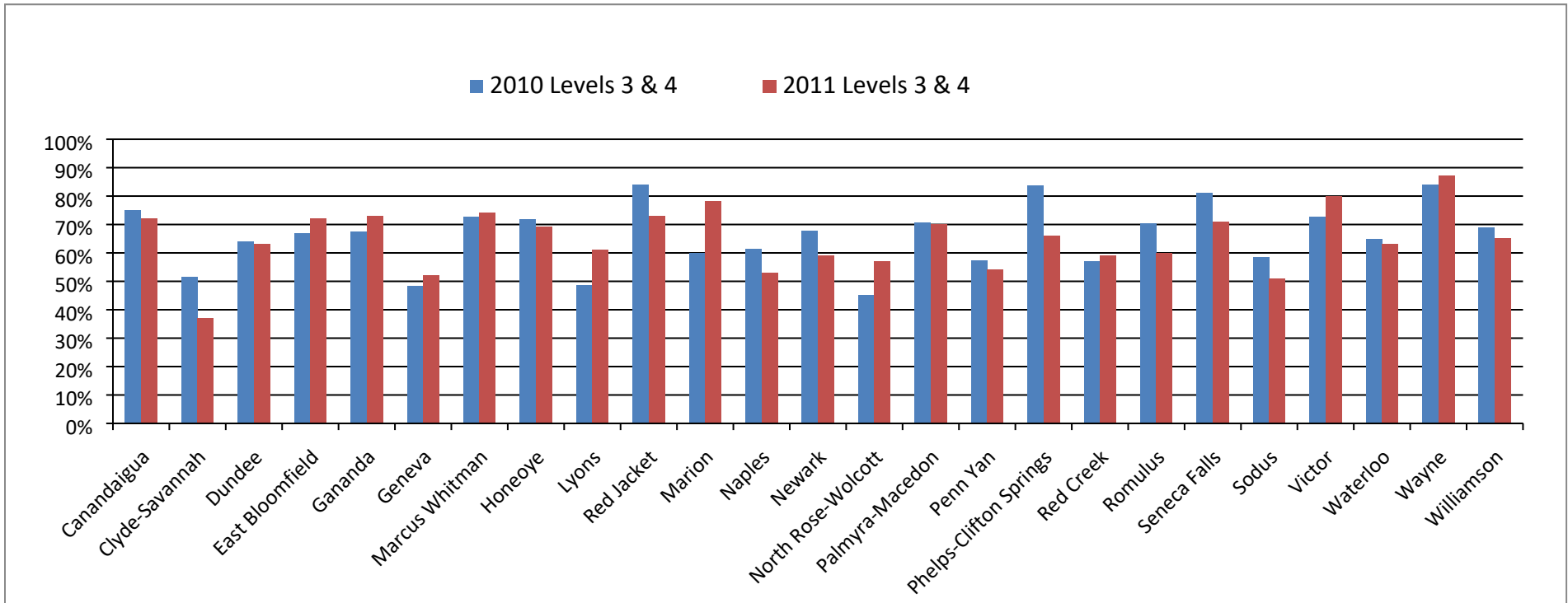
2010 and 2011 Math 4
Percent Scoring at Level 3&4
WFL BOCES Component Districts



Performance Level	Canandaigua	Clyde-Savannah	Dundee	East Bloomfield	Gananda	Geneva	Marcus Whitman	Honeoye	Lyons	Red Jacket	Marion	Naples
2010 Levels 3 & 4	67%	47%	59%	71%	65%	55%	77%	72%	58%	66%	56%	64%
2011 Levels 3 & 4	74%	66%	49%	72%	74%	54%	61%	62%	50%	68%	68%	69%

Newark	North Rose-Wolcott	Palmyra-Macedon	Penn Yan	Phelps-Clifton Springs	Red Creek	Romulus	Seneca Falls	Sodus	Victor	Waterloo	Wayne	Williamson
64%	49%	69%	50%	59%	53%	50%	66%	56%	75%	53%	78%	72%
65%	37%	61%	73%	58%	62%	68%	70%	56%	74%	53%	81%	83%

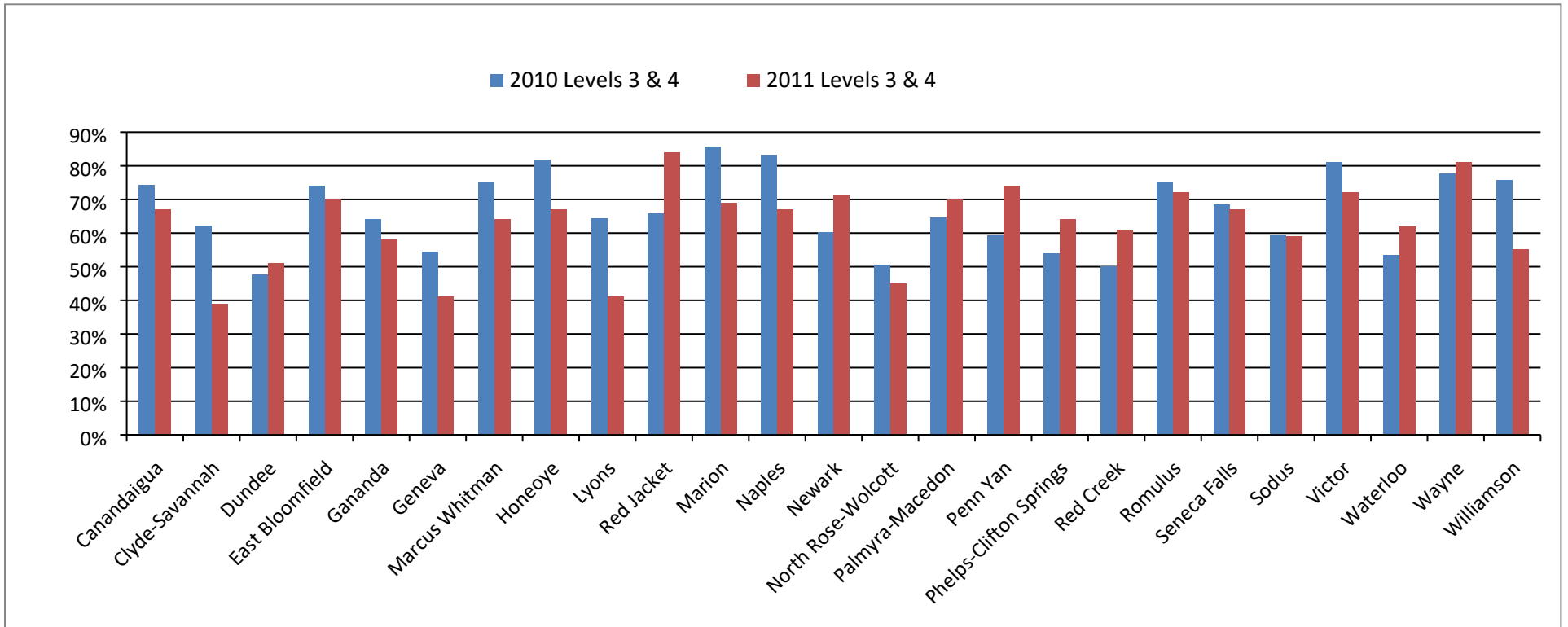
2010 and 2011 Math 5
Percent Scoring at Level 3&4
WFL BOCES Component Districts



Performance Level	Canandaigua	Clyde-Savannah	Dundee	East Bloomfield	Gananda	Geneva	Marcus Whitman	Honeoye	Lyons	Red Jacket	Marion	Naples
2010 Levels 3 & 4	75%	52%	64%	67%	68%	48%	73%	72%	49%	89%	60%	61%
2011 Levels 3 & 4	72%	37%	63%	72%	73%	52%	74%	69%	61%	73%	78%	53%

Newark	North Rose-Wolcott	Palmyra-Macedon	Penn Yan	Phelps-Clifton Springs	Red Creek	Romulus	Seneca Falls	Sodus	Victor	Waterloo	Wayne	Williamson
67%	45%	71%	57%	84%	57%	70%	81%	58%	73%	65%	84%	67%
59%	57%	70%	54%	66%	59%	60%	71%	51%	80%	63%	87%	65%

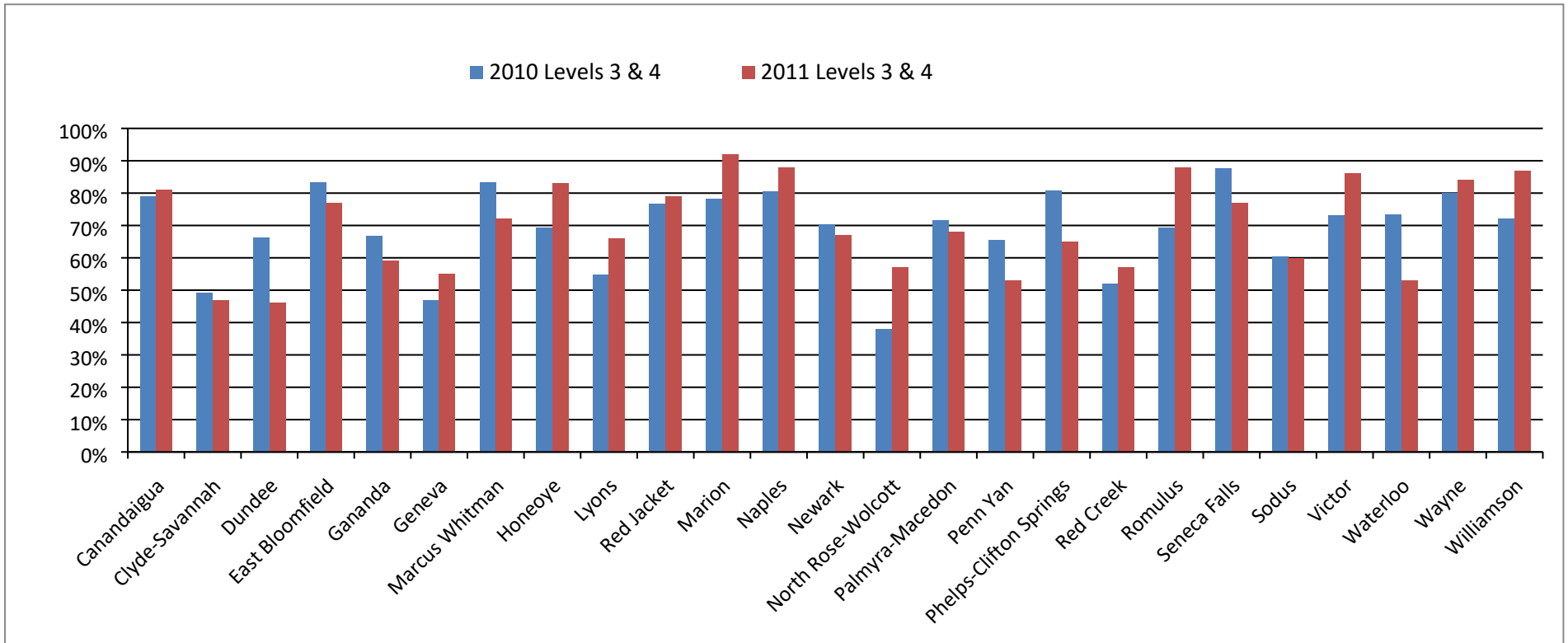
2010 and 2011 Math 6
Percent Scoring at Level 3&4
WFL BOCES Component Districts



Performance Level	Canandaigua	Clyde-Savannah	Dundee	East Bloomfield	Gananda	Geneva	Marcus Whitman	Honeoye	Lyons	Red Jacket	Marion	Naples
2010 Levels 3 & 4	74%	62%	48%	74%	64%	54%	75%	81%	64%	66%	86%	83%
2011 Levels 3 & 4	67%	39%	51%	70%	58%	41%	64%	67%	41%	84%	69%	67%

Newark	North Rose-Wolcott	Palmyra-Macedon	Penn Yan	Phelps-Clifton Springs	Red Creek	Romulus	Seneca Falls	Sodus	Victor	Waterloo	Wayne	Williamson
60%	50%	66%	59%	54%	50%	75%	69%	60%	81%	54%	78%	76%
71%	45%	70%	74%	64%	61%	72%	67%	59%	72%	62%	81%	55%

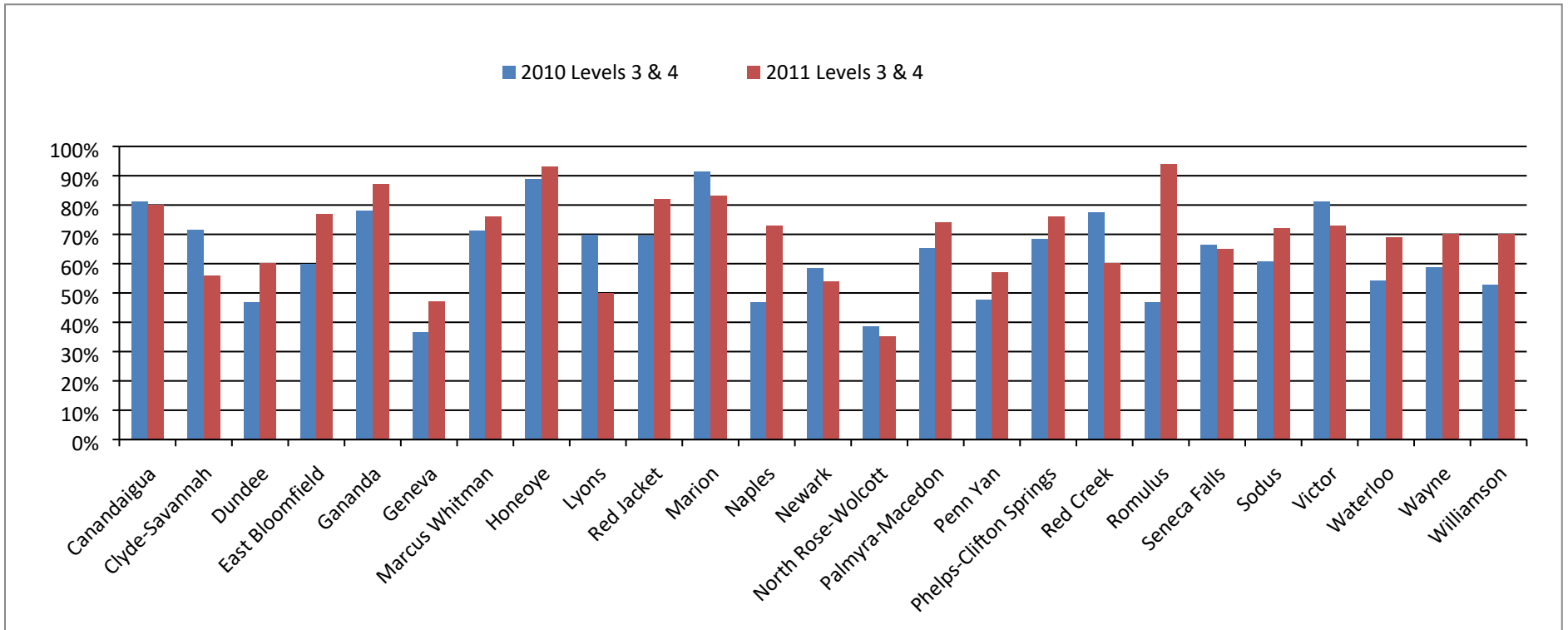
2010 and 2011 Math 7
Percent Scoring at Level 3&4
WFL BOCES Component Districts



Performance Level	Canandaigua	Clyde-Savannah	Dundee	East Bloomfield	Gananda	Geneva	Marcus Whitman	Honeoye	Lyons	Red Jacket	Marion	Naples
2010 Levels 3 & 4	79%	49%	66%	83%	67%	47%	83%	69%	55%	77%	78%	80%
2011 Levels 3 & 4	81%	47%	46%	77%	59%	55%	72%	83%	66%	79%	92%	88%

Newark	North Rose-Wolcott	Palmyra-Macedon	Penn Yan	Phelps-Clifton Springs	Red Creek	Romulus	Seneca Falls	Sodus	Victor	Waterloo	Wayne	Williamson
70%	38%	72%	66%	81%	52%	69%	88%	60%	73%	74%	80%	72%
67%	57%	68%	53%	65%	57%	88%	77%	60%	86%	53%	84%	87%

2010 and 2011 Math 8
Percent Scoring at Level 3&4
WFL BOCES Component Districts



Performance Level	Canandaigua	Clyde-Savannah	Dundee	East Bloomfield	Gananda	Geneva	Marcus Whitman	Honeoye	Lyons	Red Jacket	Marion	Naples
2010 Levels 3 & 4	81%	71%	47%	60%	78%	37%	71%	89%	70%	69%	91%	47%
2011 Levels 3 & 4	80%	56%	60%	77%	87%	47%	76%	93%	50%	82%	83%	73%

Newark	North Rose-Wolcott	Palmyra-Macedon	Penn Yan	Phelps-Clifton Springs	Red Creek	Romulus	Seneca Falls	Sodus	Victor	Waterloo	Wayne	Williamson
59%	37%	65%	47%	68%	78%	47%	66%	61%	81%	54%	59%	53%
54%	35%	74%	57%	76%	60%	94%	65%	72%	73%	69%	70%	70%

