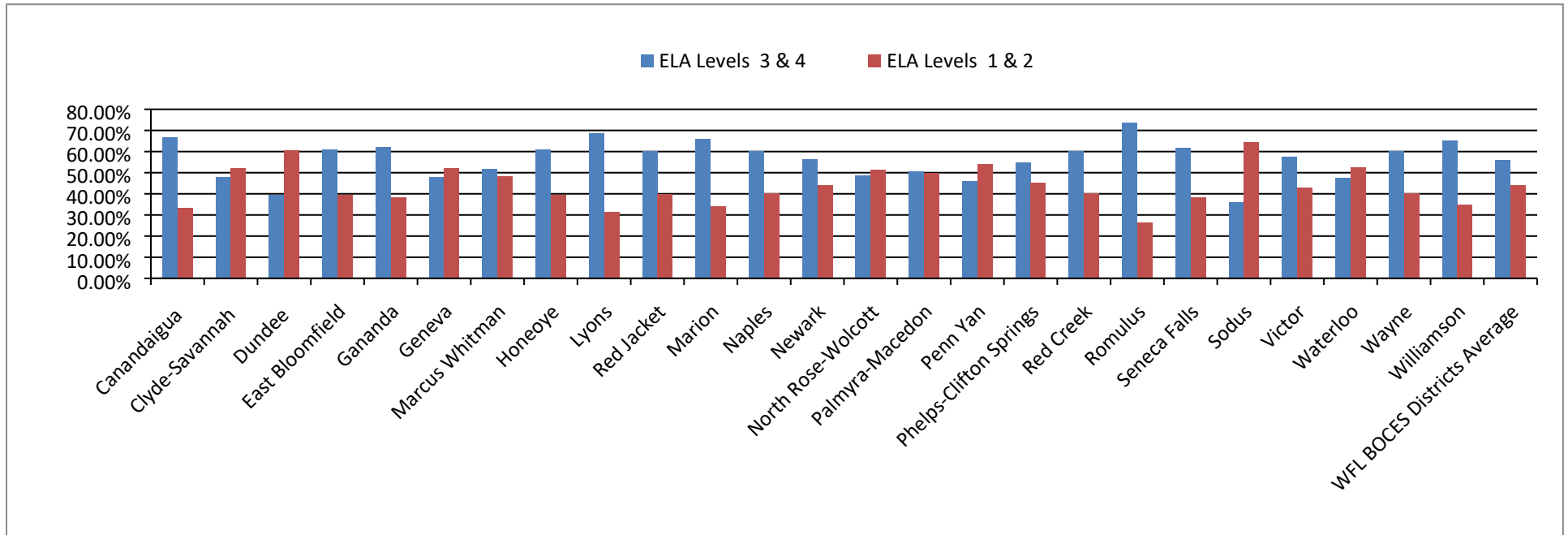


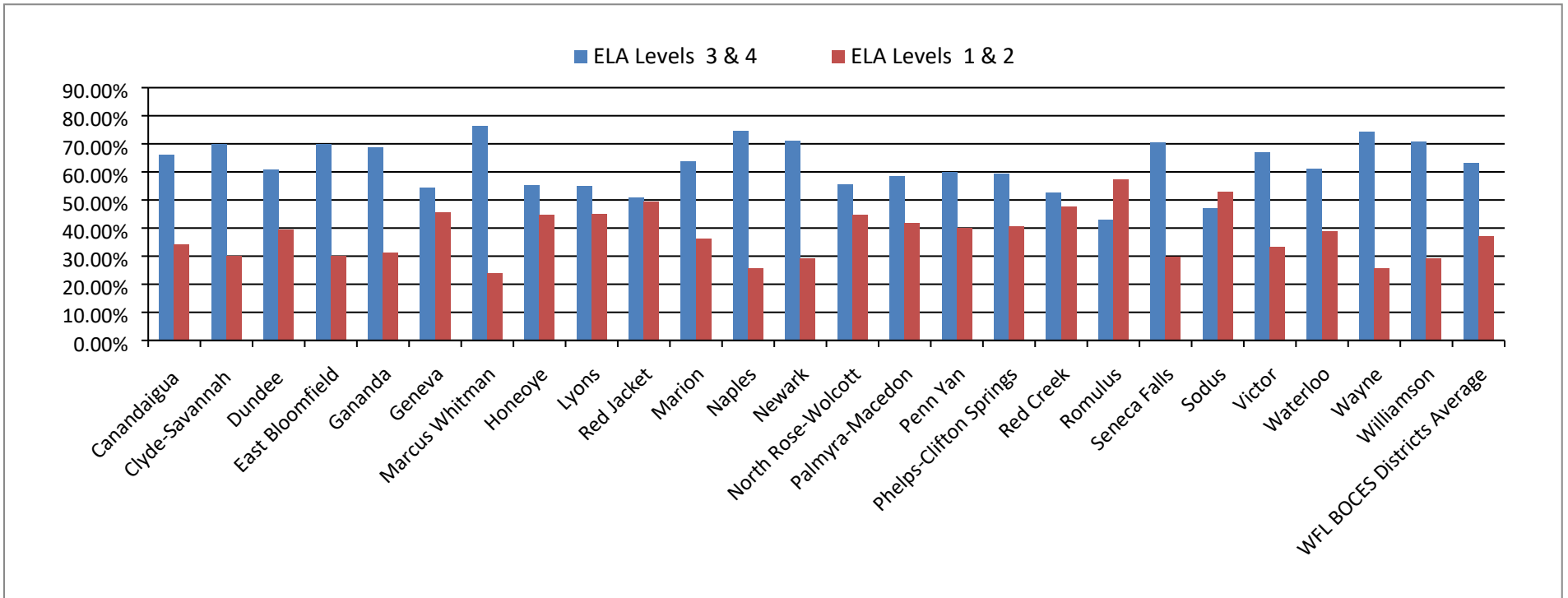
2009-10 ELA 3
 Combined Percent Scoring at Level 1&2 and 3&4
 WFL BOCES Component Districts



Performance Level	Canandaigua	Clyde-Savannah	Dundee	East Bloomfield	Gananda	Geneva	Marcus Whitman	Honeoye	Lyons	Red Jacket	Marion	Naples
ELA Levels 3 & 4	66.80%	48.00%	39.40%	60.80%	61.90%	48.00%	51.80%	60.80%	68.60%	60.30%	65.90%	60.00%
ELA Levels 1 & 2	33.20%	52.00%	60.60%	39.20%	38.10%	52.00%	48.20%	39.20%	31.40%	39.60%	34.10%	40.00%

	North Rose-Wolcott	Palmyra-Macedon	Penn Yan	Phelps-Clifton Springs	Red Creek	Romulus	Seneca Falls	Sodus	Victor	Waterloo	Wayne	Williamson	WFL BOCES Districts Average
	56.10%	48.70%	50.40%	46.10%	54.90%	60.00%	73.50%	61.70%	35.80%	57.30%	47.60%	60.00%	65.10%
	43.90%	51.20%	49.70%	53.90%	45.10%	40.00%	26.50%	38.40%	64.20%	42.70%	52.40%	40.00%	34.90%

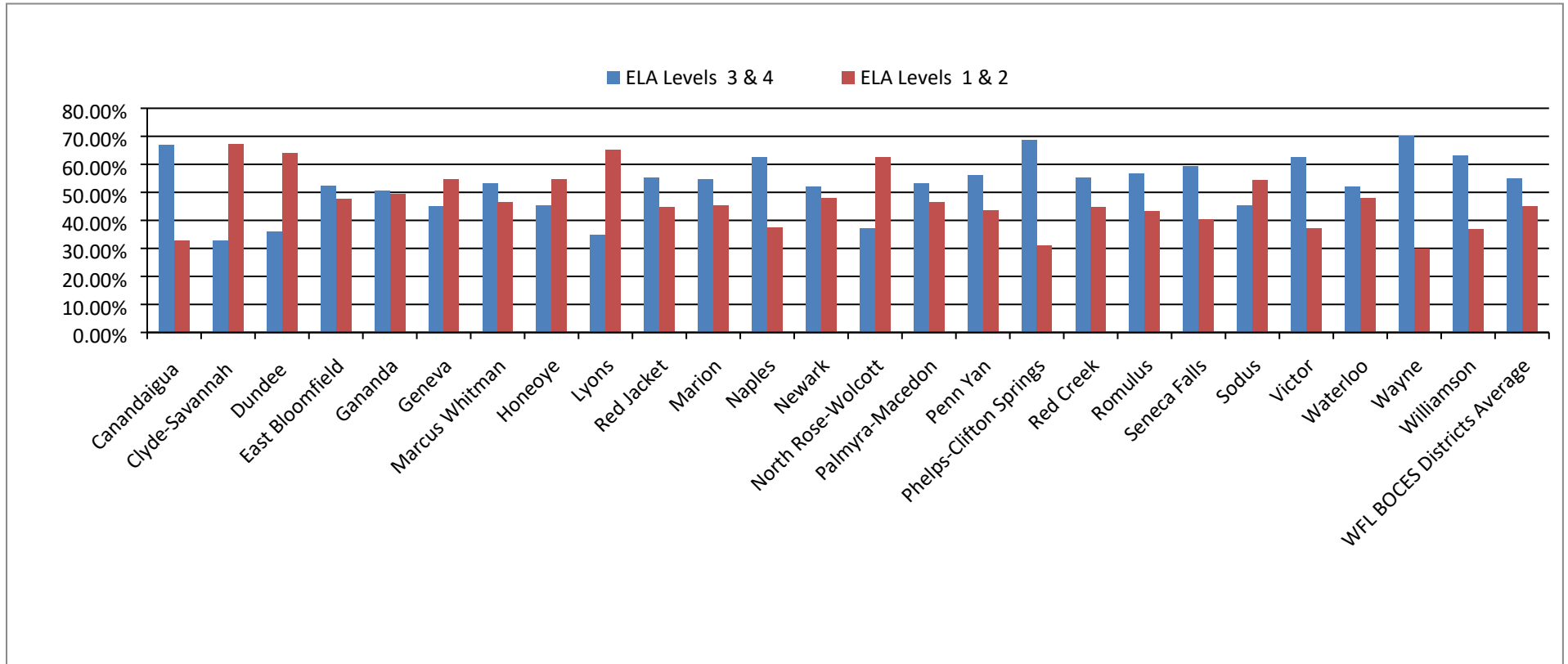
2009-10 ELA 4
 Combined Percent Scoring at Level 1&2 and 3&4
 WFL BOCES Component Districts



Performance Level	Canandaigua	Clyde-Savannah	Dundee	East Bloomfield	Gananda	Geneva	Marcus Whitman	Honeoye	Lyons	Red Jacket	Marion	Naples
ELA Levels 3 & 4	66.00%	70.00%	60.80%	70.00%	68.80%	54.40%	76.20%	55.30%	55.00%	50.80%	63.60%	74.60%
ELA Levels 1 & 2	34.00%	30.00%	39.30%	30.00%	31.30%	45.50%	23.80%	44.70%	45.00%	49.30%	36.30%	25.50%

	North Rose-Wolcott	Palmyra-Macedon	Penn Yan	Phelps-Clifton Springs	Red Creek	Romulus	Seneca Falls	Sodus	Victor	Waterloo	Wayne	Williamson	WFL BOCES Districts Average	
	71.00%	55.40%	58.40%	59.80%	59.30%	52.60%	42.90%	70.40%	47.10%	66.90%	61.10%	74.30%	70.70%	63.00%
	29.00%	44.70%	41.60%	40.10%	40.70%	47.50%	57.20%	29.60%	52.80%	33.20%	38.90%	25.70%	29.20%	37.00%

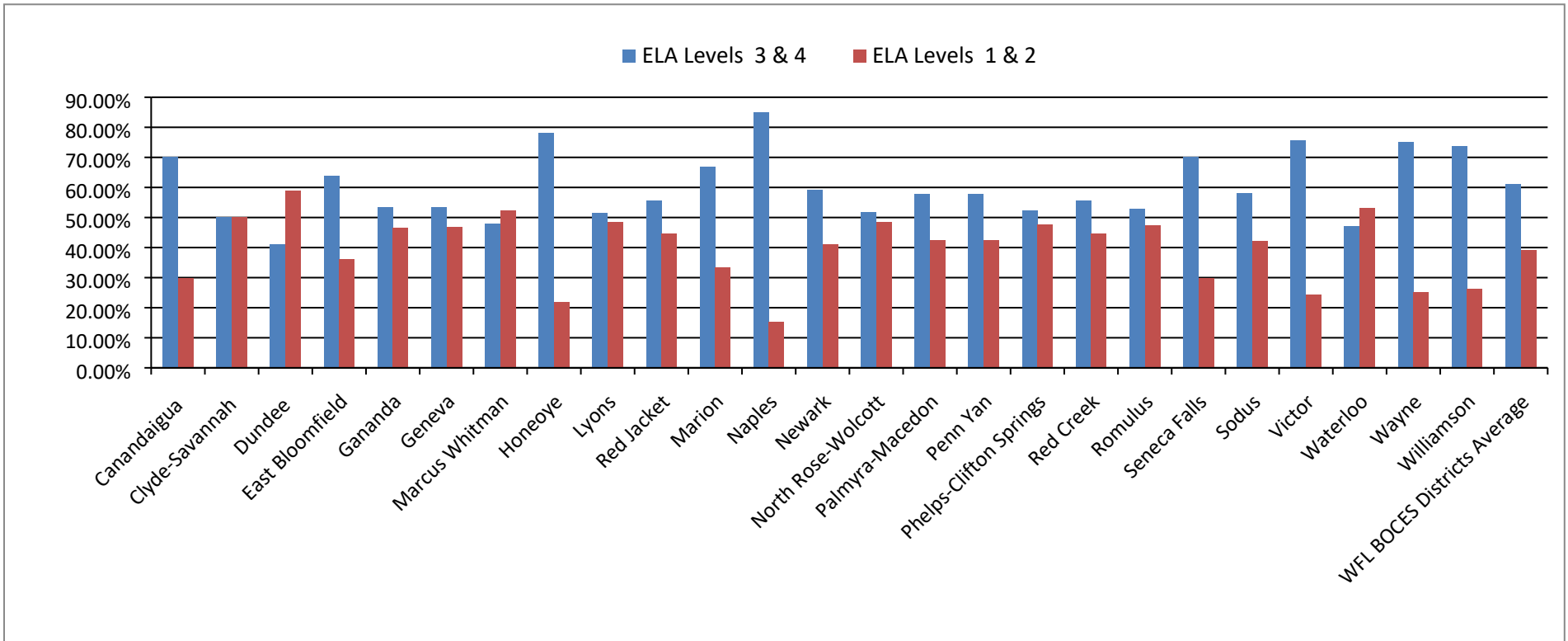
2009-10 ELA 5
 Combined Percent Scoring at Level 1&2 and 3&4
 WFL BOCES Component Districts



Performance Level	Canandaigua	Clyde-Savannah	Dundee	East Bloomfield	Gananda	Geneva	Marcus Whitman	Honeoye	Lyons	Red Jacket	Marion	Naples
ELA Levels 3 & 4	67.10%	32.80%	36.00%	52.40%	50.50%	45.20%	53.40%	45.30%	34.80%	55.40%	54.60%	62.50%
ELA Levels 1 & 2	32.80%	67.20%	64.00%	47.70%	49.40%	54.80%	46.60%	54.80%	65.10%	44.70%	45.50%	37.50%

	North Rose-Wolcott	Palmyra-Macedon	Penn Yan	Phelps-Clifton Springs	Red Creek	Romulus	Seneca Falls	Sodus	Victor	Waterloo	Wayne	Williamson	WFL BOCES Districts Average	
	52.00%	37.30%	53.40%	56.20%	68.80%	55.20%	56.70%	59.50%	45.40%	62.70%	52.10%	70.20%	63.20%	55.00%
	48.00%	62.70%	46.50%	43.70%	31.20%	44.80%	43.20%	40.50%	54.50%	37.30%	47.90%	29.80%	36.80%	45.00%

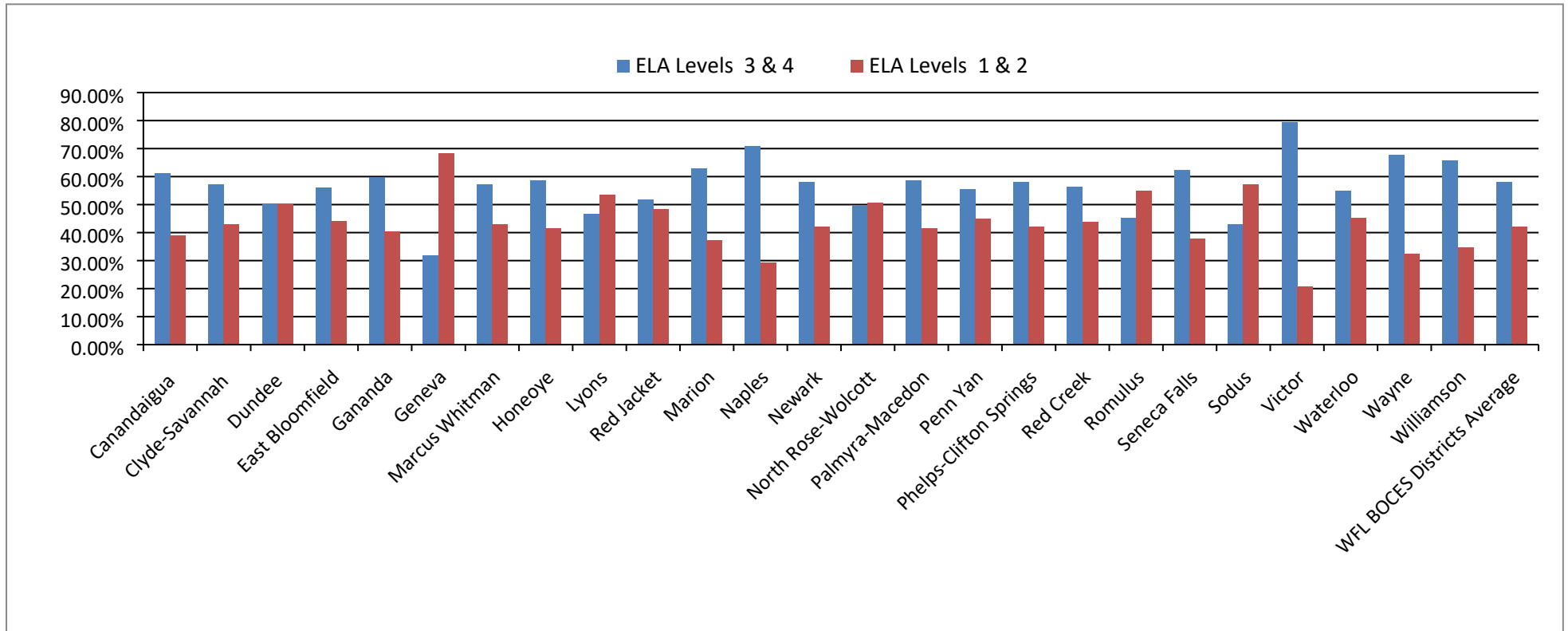
2009-10 ELA 6
 Combined Percent Scoring at Level 1&2 and 3&4
 WFL BOCES Component Districts



Performance Level	Canandaigua	Clyde-Savannah	Dundee	East Bloomfield	Gananda	Geneva	Marcus Whitman	Honeoye	Lyons	Red Jacket	Marion	Naples
ELA Levels 3 & 4	70.10%	50.00%	41.00%	63.90%	53.50%	53.30%	47.90%	78.20%	51.50%	55.50%	66.70%	84.80%
ELA Levels 1 & 2	29.90%	50.00%	58.90%	36.10%	46.50%	46.70%	52.20%	21.80%	48.50%	44.50%	33.40%	15.30%

	North Rose-Wolcott	Palmyra-Macedon	Penn Yan	Phelps-Clifton Springs	Red Creek	Romulus	Seneca Falls	Sodus	Victor	Waterloo	Wayne	Williamson	WFL BOCES Districts Average	
Newark	59.00%	51.80%	57.70%	57.70%	52.30%	55.50%	52.80%	70.20%	58.10%	75.70%	47.00%	75.00%	73.70%	61.00%
	41.00%	48.30%	42.40%	42.40%	47.70%	44.50%	47.20%	29.80%	42.00%	24.40%	53.00%	25.00%	26.30%	39.00%

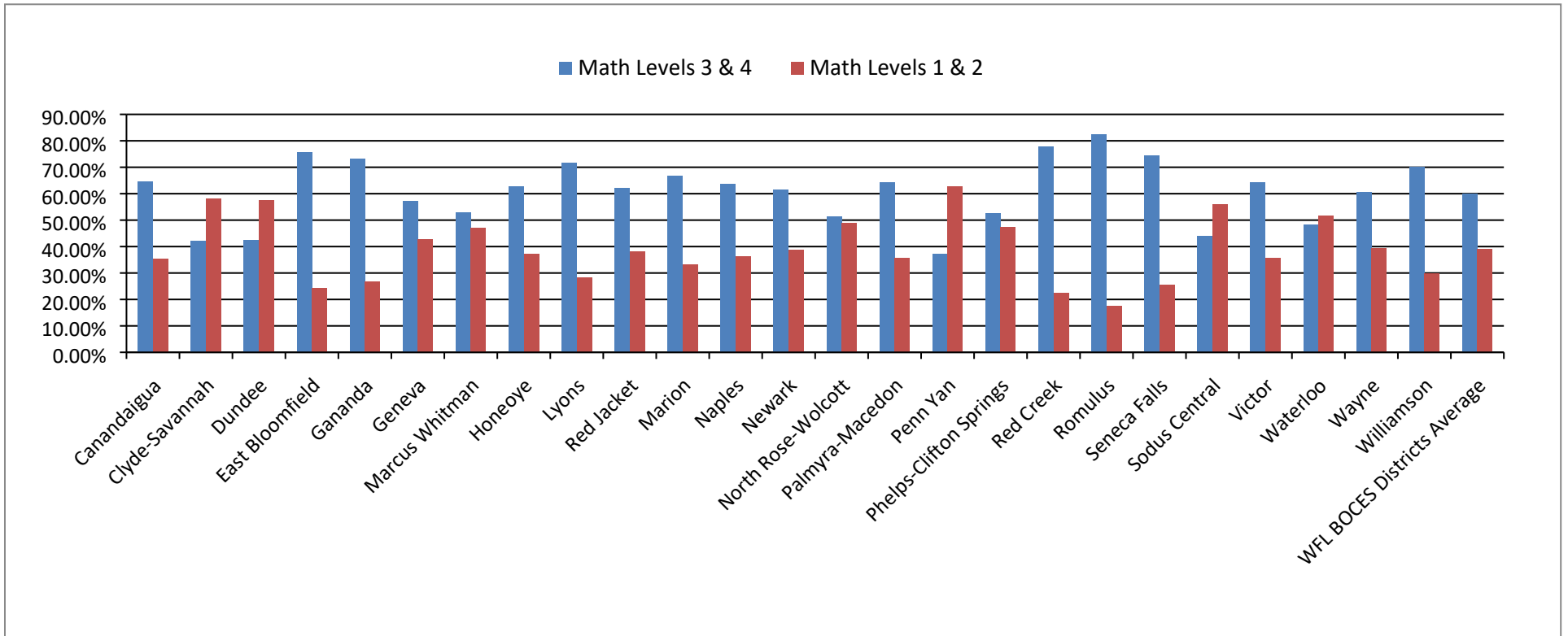
2009-10 ELA 8
 Combined Percent Scoring at Level 1&2 and 3&4
 WFL BOCES Component Districts



Performance Level	Canandaigua	Clyde-Savannah	Dundee	East Bloomfield	Gananda	Geneva	Marcus Whitman	Honeoye	Lyons	Red Jacket	Marion	Naples
ELA Levels 3 & 4	61.20%	57.20%	50.00%	56.10%	59.60%	31.80%	57.20%	58.50%	46.60%	51.60%	62.80%	70.70%
ELA Levels 1 & 2	38.80%	42.80%	50.00%	43.90%	40.40%	68.20%	42.90%	41.50%	53.40%	48.30%	37.10%	29.30%

	North Rose-Wolcott	Palmyra-Macedon	Penn Yan	Phelps-Clifton Springs	Red Creek	Romulus	Seneca Falls	Sodus	Victor	Waterloo	Wayne	Williamson	WFL BOCES Districts Average
	58.00%	58.50%	55.30%	58.10%	56.30%	45.20%	62.20%	42.90%	79.40%	54.90%	67.70%	65.60%	58.00%
	42.10%	41.50%	44.80%	41.90%	43.80%	54.80%	37.70%	57.20%	20.60%	45.10%	32.40%	34.50%	42.00%

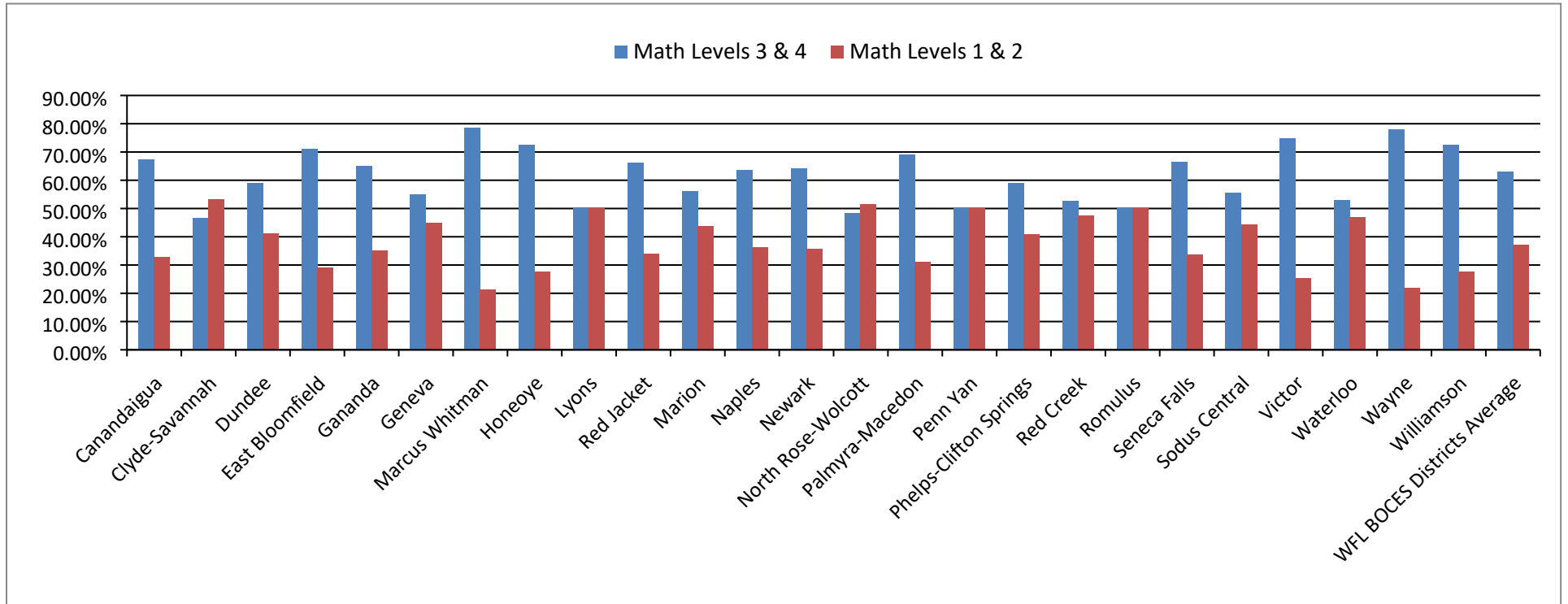
2009-10 Math 3
 Combined Percent Scoring at Level 1&2 and 3&4
 WFL BOCES Component Districts



Performance Level	Canandaigua	Clyde-Savannah	Dundee	East Bloomfield	Gananda	Geneva	Marcus Whitman	Honeoye	Lyons	Red Jacket	Marion	Naples
Math Levels 3 & 4	64.70%	42.00%	42.40%	75.70%	73.20%	57.30%	52.90%	62.80%	71.60%	62.10%	66.60%	63.60%
Math Levels 1 & 2	35.30%	58.00%	57.50%	24.30%	26.80%	42.70%	47.10%	37.20%	28.40%	38.00%	33.30%	36.40%

	North Rose-Wolcott	Palmyra-Macedon	Penn Yan	Phelps-Clifton Springs	Red Creek	Romulus	Seneca Falls	Sodus	Victor	Waterloo	Wayne	Williamson	WFL BOCES Districts Average
	61.40%	64.40%	37.30%	52.60%	77.70%	82.40%	74.40%	43.90%	64.40%	48.40%	60.60%	70.10%	60.00%
	38.60%	35.60%	62.70%	47.40%	22.40%	17.60%	25.60%	56.10%	35.50%	51.50%	39.40%	29.90%	39.00%

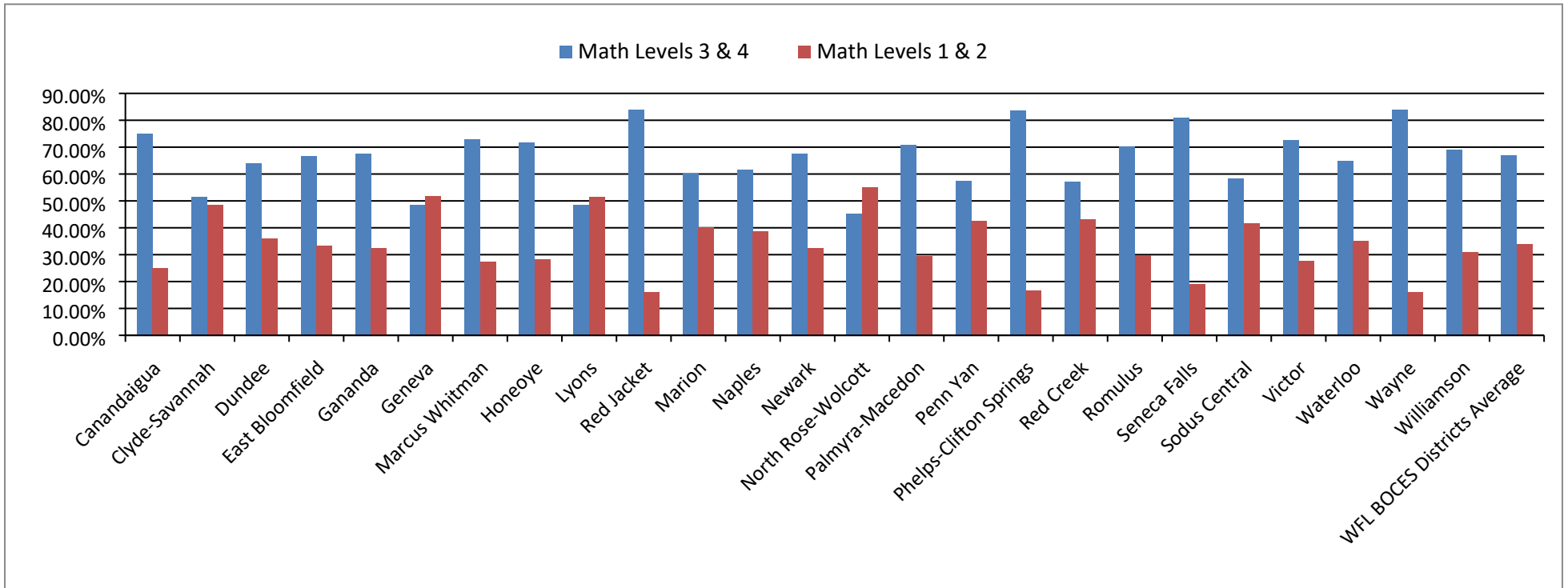
2009-10 Math 4
 Combined Percent Scoring at Level 1&2 and 3&4
 WFL BOCES Component Districts



Performance Level	Canandaigua	Clyde-Savannah	Dundee	East Bloomfield	Gananda	Geneva	Marcus Whitman	Honeoye	Lyons	Red Jacket	Marion	Naples
Math Levels 3 & 4	67.30%	46.70%	59.00%	71.00%	65.10%	55.00%	78.60%	72.40%	50.00%	66.20%	56.00%	63.70%
Math Levels 1 & 2	32.70%	53.30%	41.10%	29.00%	35.00%	44.90%	21.40%	27.70%	50.00%	33.90%	43.90%	36.30%

Newark	North Rose-Wolcott	Palmyra-Macedon	Penn Yan	Phelps-Clifton Springs	Red Creek	Romulus	Seneca Falls	Sodus	Victor	Waterloo	Wayne	Williamson	WFL BOCES Districts Average
64.20%	48.50%	69.10%	50.00%	59.10%	52.60%	50.00%	66.40%	55.60%	74.80%	53.10%	77.90%	72.40%	63.00%
35.80%	51.40%	31.00%	50.00%	40.90%	47.50%	50.00%	33.60%	44.30%	25.30%	46.90%	22.00%	27.70%	37.00%

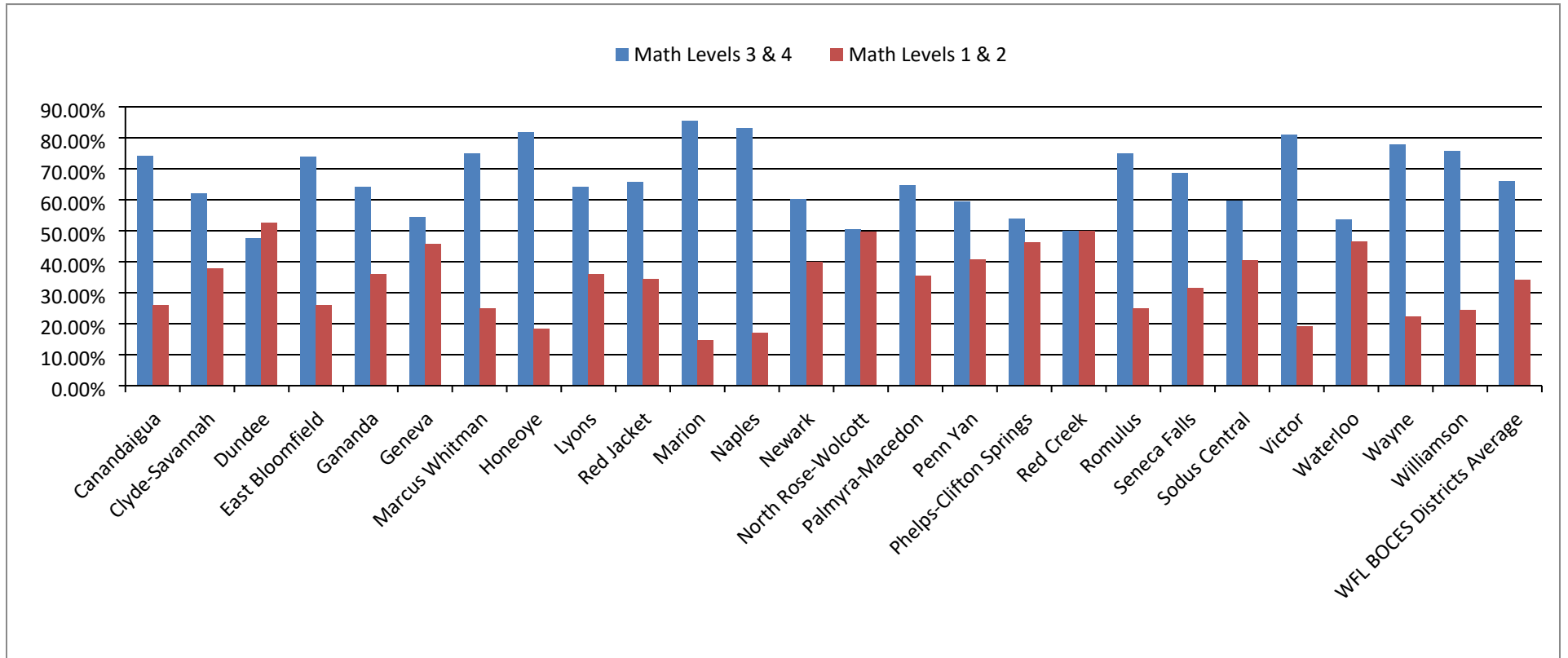
2009-10 Math 5
 Combined Percent Scoring at Level 1&2 and 3&4
 WFL BOCES Component Districts



Performance Level	Canandaigua	Clyde-Savannah	Dundee	East Bloomfield	Gananda	Geneva	Marcus Whitman	Honeoye	Lyons	Red Jacket	Marion	Naples
Math Levels 3 & 4	75.00%	51.50%	64.00%	66.70%	67.50%	48.30%	72.70%	71.70%	48.50%	83.90%	60.00%	61.40%
Math Levels 1 & 2	25.00%	48.40%	36.00%	33.40%	32.50%	51.70%	27.30%	28.30%	51.50%	16.10%	40.00%	38.60%

Newark	North Rose-Wolcott	Palmyra-Macedon	Penn Yan	Phelps-Clifton Springs	Red Creek	Romulus	Seneca Falls	Sodus	Victor	Waterloo	Wayne	Williamson	WFL BOCES Districts Average
67.60%	45.10%	70.70%	57.30%	83.50%	57.00%	70.30%	81.00%	58.40%	72.50%	64.80%	84.00%	68.90%	67.00%
32.40%	54.90%	29.40%	42.60%	16.50%	43.00%	29.70%	19.10%	41.60%	27.60%	35.20%	16.10%	31.00%	34.00%

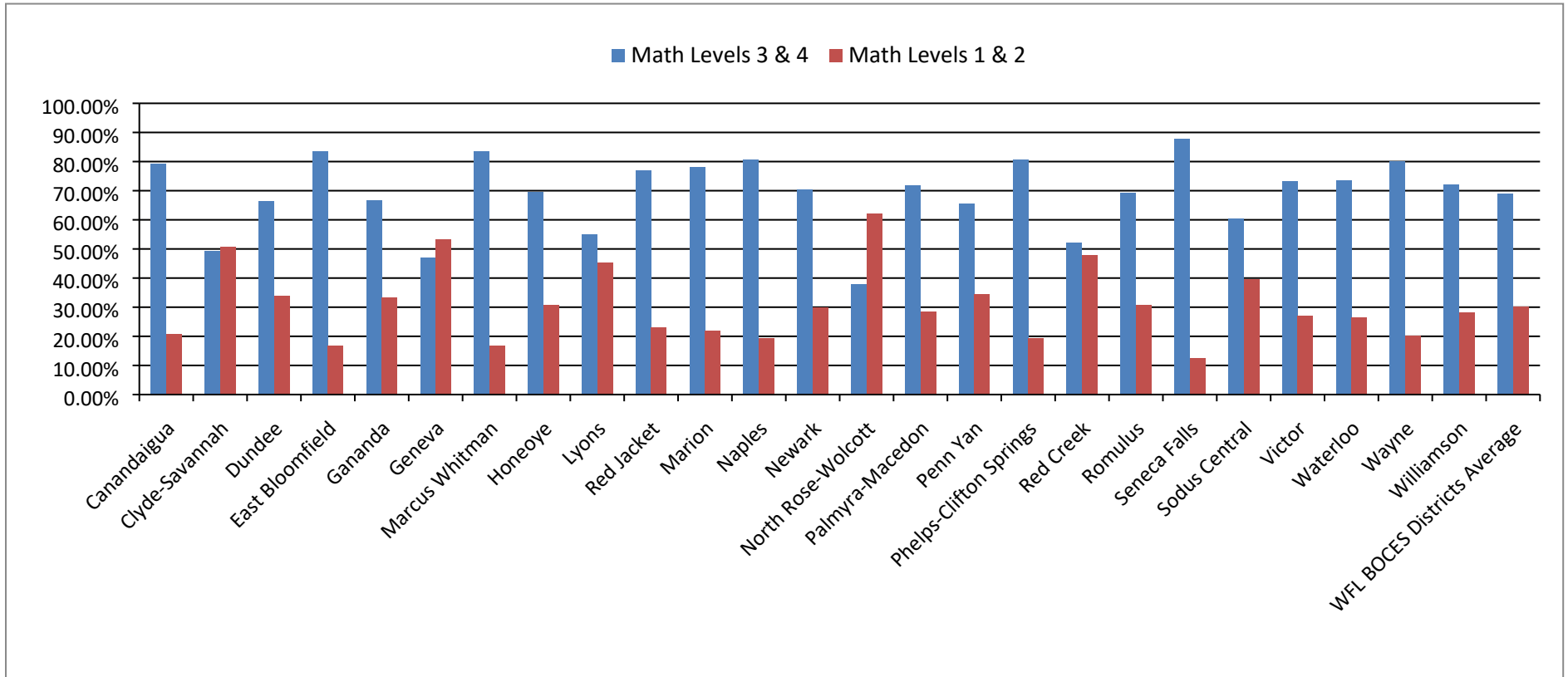
2009-10 Math 6
 Combined Percent Scoring at Level 1&2 and 3&4
 WFL BOCES Component Districts



Performance Level	Canandaigua	Clyde-Savannah	Dundee	East Bloomfield	Gananda	Geneva	Marcus Whitman	Honeoye	Lyons	Red Jacket	Marion	Naples
Math Levels 3 & 4	74.20%	62.10%	47.50%	73.90%	64.00%	54.30%	75.00%	81.80%	64.20%	65.70%	85.50%	83.10%
Math Levels 1 & 2	25.90%	37.80%	52.60%	26.00%	36.00%	45.70%	25.00%	18.20%	35.90%	34.30%	14.50%	16.90%

Newark	North Rose-Wolcott	Palmyra-Macedon	Penn Yan	Phelps-Clifton Springs	Red Creek	Romulus	Seneca Falls	Sodus	Victor	Waterloo	Wayne	Williamson	WFL BOCES Districts Average
60.20%	50.40%	64.50%	59.30%	53.90%	50.00%	75.00%	68.50%	59.50%	80.90%	53.50%	77.70%	75.60%	66.00%
39.80%	49.60%	35.50%	40.70%	46.10%	50.00%	25.00%	31.40%	40.50%	19.10%	46.50%	22.20%	24.40%	34.00%

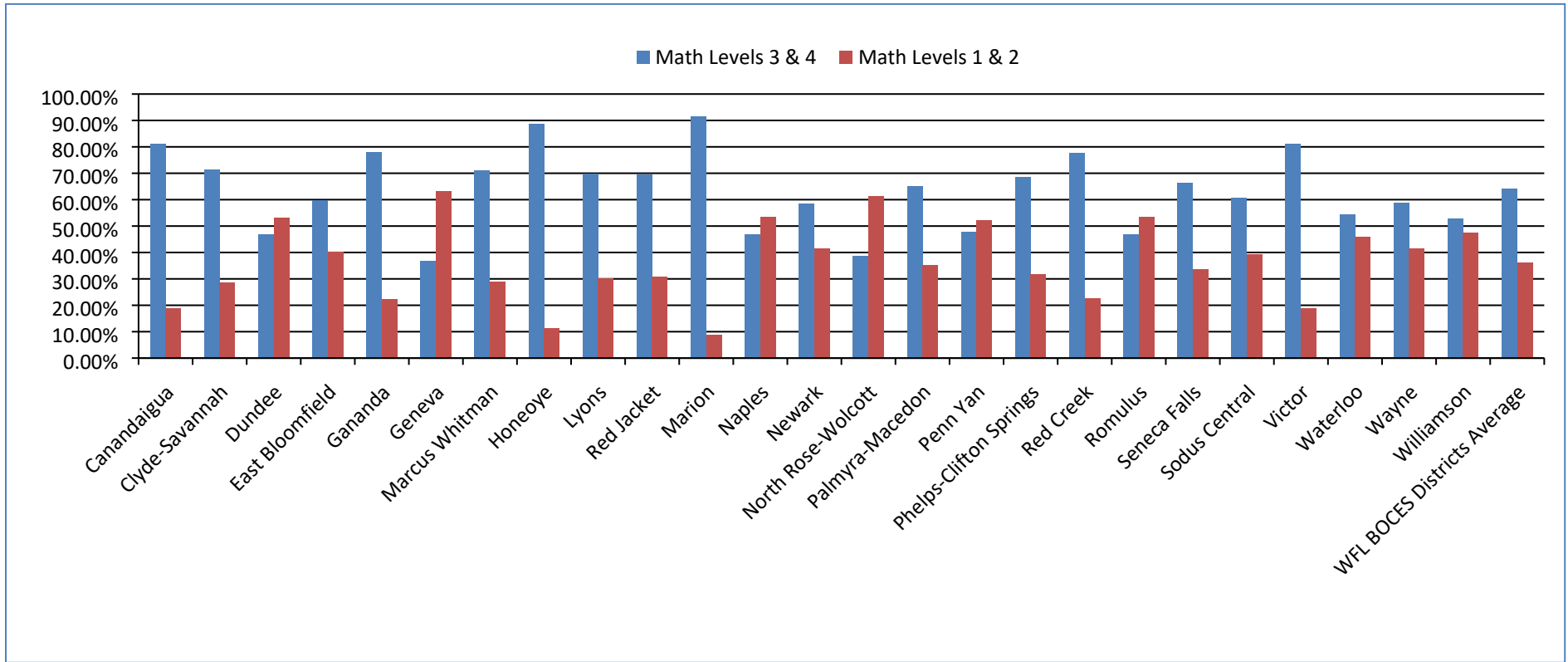
2009-10 Math 7
 Combined Percent Scoring at Level 1&2 and 3&4
 WFL BOCES Component Districts



Performance Level	Canandaigua	Clyde-Savannah	Dundee	East Bloomfield	Gananda	Geneva	Marcus Whitman	Honeoye	Lyons	Red Jacket	Marion	Naples
Math Levels 3 & 4	79.10%	49.20%	66.20%	83.40%	66.70%	46.80%	83.30%	69.40%	54.90%	76.80%	78.10%	80.60%
Math Levels 1 & 2	20.80%	50.70%	33.80%	16.70%	33.30%	53.20%	16.70%	30.60%	45.10%	23.10%	21.90%	19.30%

Newark	North Rose-Wolcott	Palmyra-Macedon	Penn Yan	Phelps-Clifton Springs	Red Creek	Romulus	Seneca Falls	Sodus	Victor	Waterloo	Wayne	Williamson	WFL BOCES Districts Average
70.20%	37.90%	71.70%	65.50%	80.70%	52.10%	69.20%	87.60%	60.40%	73.20%	73.50%	80.00%	72.10%	69.00%
29.80%	62.10%	28.40%	34.40%	19.20%	47.80%	30.80%	12.40%	39.60%	26.90%	26.40%	20.00%	28.00%	30.00%

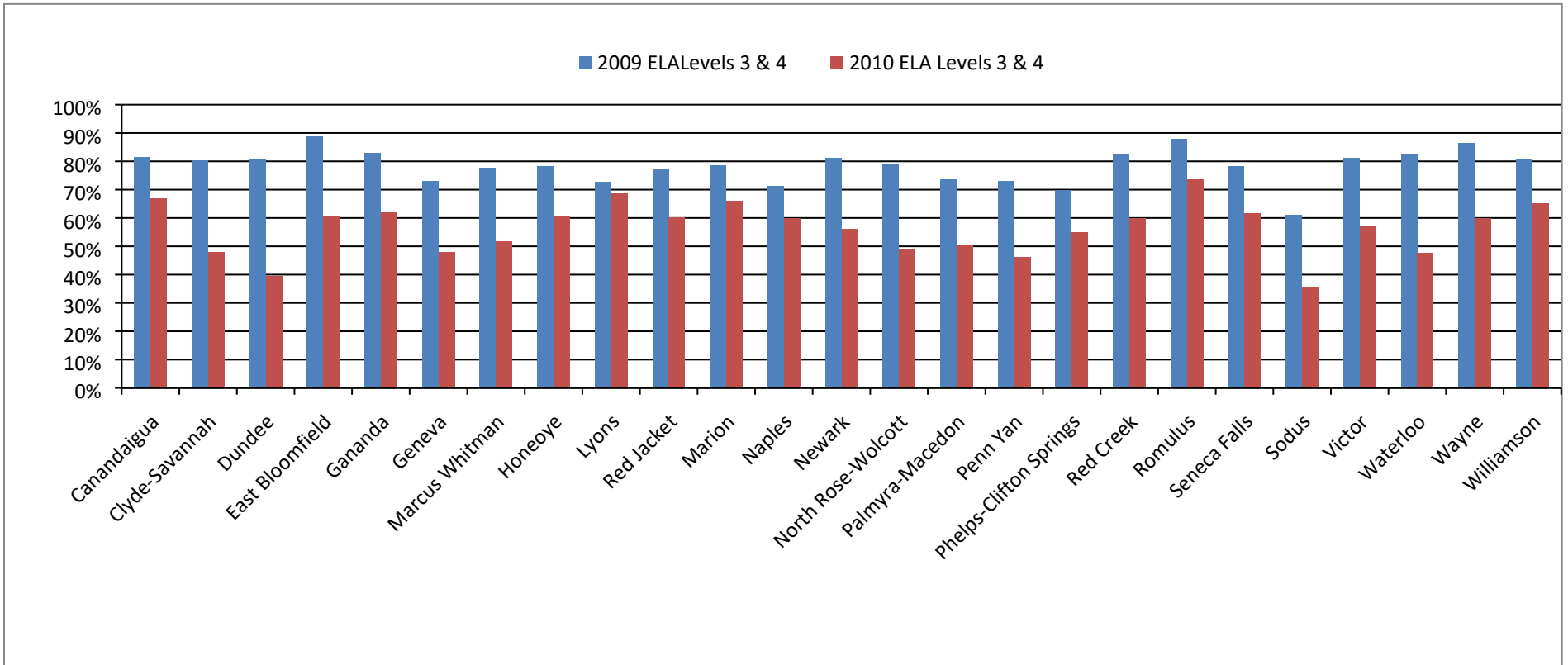
2009-10 Math 8
 Combined Percent Scoring at Level 1&2 and 3&4
 WFL BOCES Component Districts



Performance Level	Canandaigua	Clyde-Savannah	Dundee	East Bloomfield	Gananda	Geneva	Marcus Whitman	Honeoye	Lyons	Red Jacket	Marion	Naples
Math Levels 3 & 4	81.00%	71.40%	46.90%	59.70%	77.90%	36.60%	71.10%	88.70%	69.90%	69.40%	91.40%	46.70%
Math Levels 1 & 2	18.90%	28.60%	53.20%	40.30%	22.10%	63.30%	28.80%	11.30%	30.20%	30.60%	8.60%	53.30%

	North Rose-Wolcott	Palmyra-Macedon	Penn Yan	Phelps-Clifton Springs	Red Creek	Romulus	Seneca Falls	Sodus	Victor	Waterloo	Wayne	Williamson	WFL BOCES Districts Average
	38.60%	65.10%	47.70%	68.40%	77.50%	46.70%	66.30%	60.70%	81.10%	54.20%	58.60%	52.80%	64.00%
	61.40%	35.00%	52.20%	31.60%	22.50%	53.30%	33.70%	39.30%	18.80%	45.80%	41.40%	47.30%	36.00%

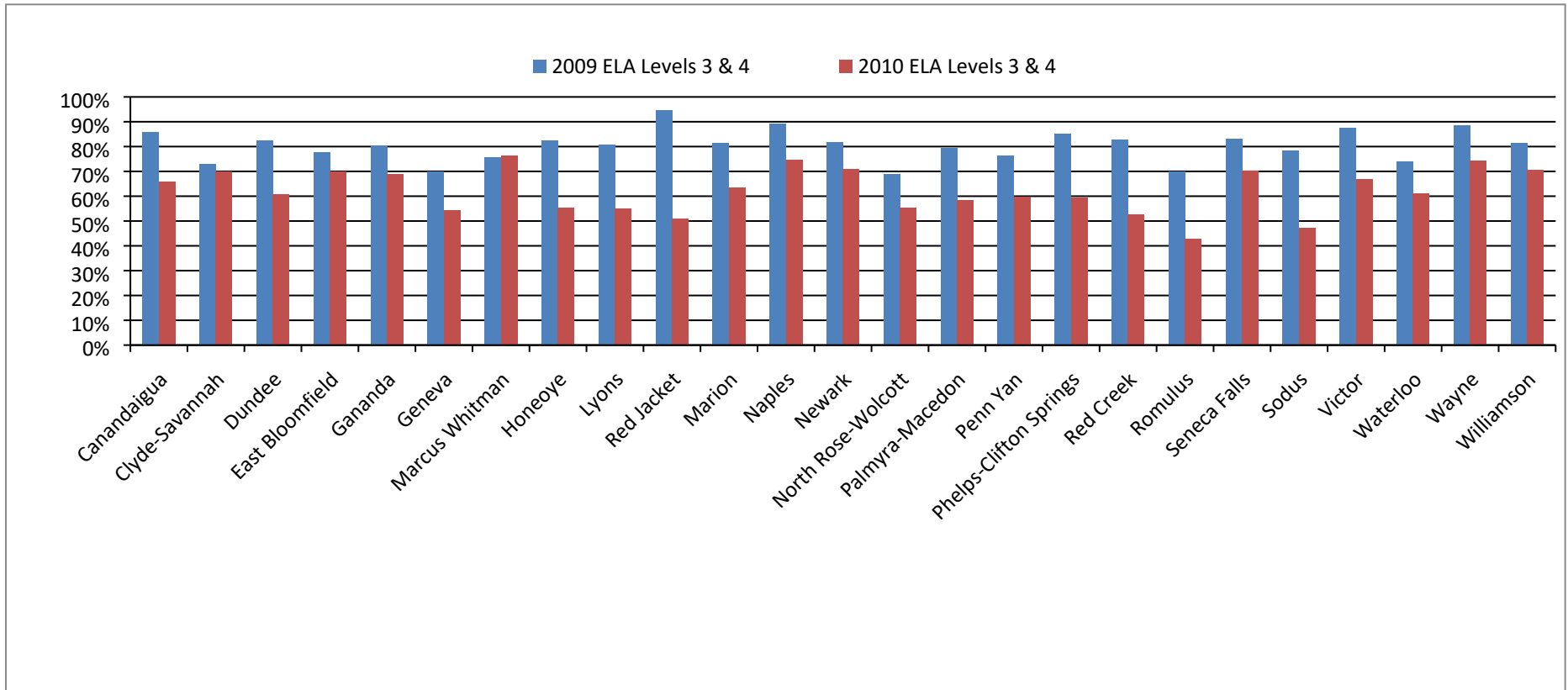
2009 and 2010 ELA 3
Percent Scoring at Level 3&4
WFL BOCES Component Districts



Performance Level	Canandaigua	Clyde-Savannah	Dundee	East Bloomfield	Gananda	Geneva	Marcus Whitman	Honeoye	Lyons	Red Jacket	Marion	Naples
2009 ELA Levels 3 & 4	81%	80%	81%	89%	83%	73%	78%	78%	73%	77%	79%	71%
2010 ELA Levels 3 & 4	66.80%	48.00%	39.40%	60.80%	61.90%	48.00%	51.80%	60.80%	68.60%	60.30%	65.90%	60.00%

Newark	North Rose-Wolcott	Palmyra-Macedon	Penn Yan	Phelps-Clifton Springs	Red Creek	Romulus	Seneca Falls	Sodus	Victor	Waterloo	Wayne	Williamson
81%	79%	74%	73%	70%	83%	88%	78%	61%	81%	83%	87%	81%
56.10%	48.70%	50.40%	46.10%	54.90%	60.00%	73.50%	61.70%	35.80%	57.30%	47.60%	60.00%	65.10%

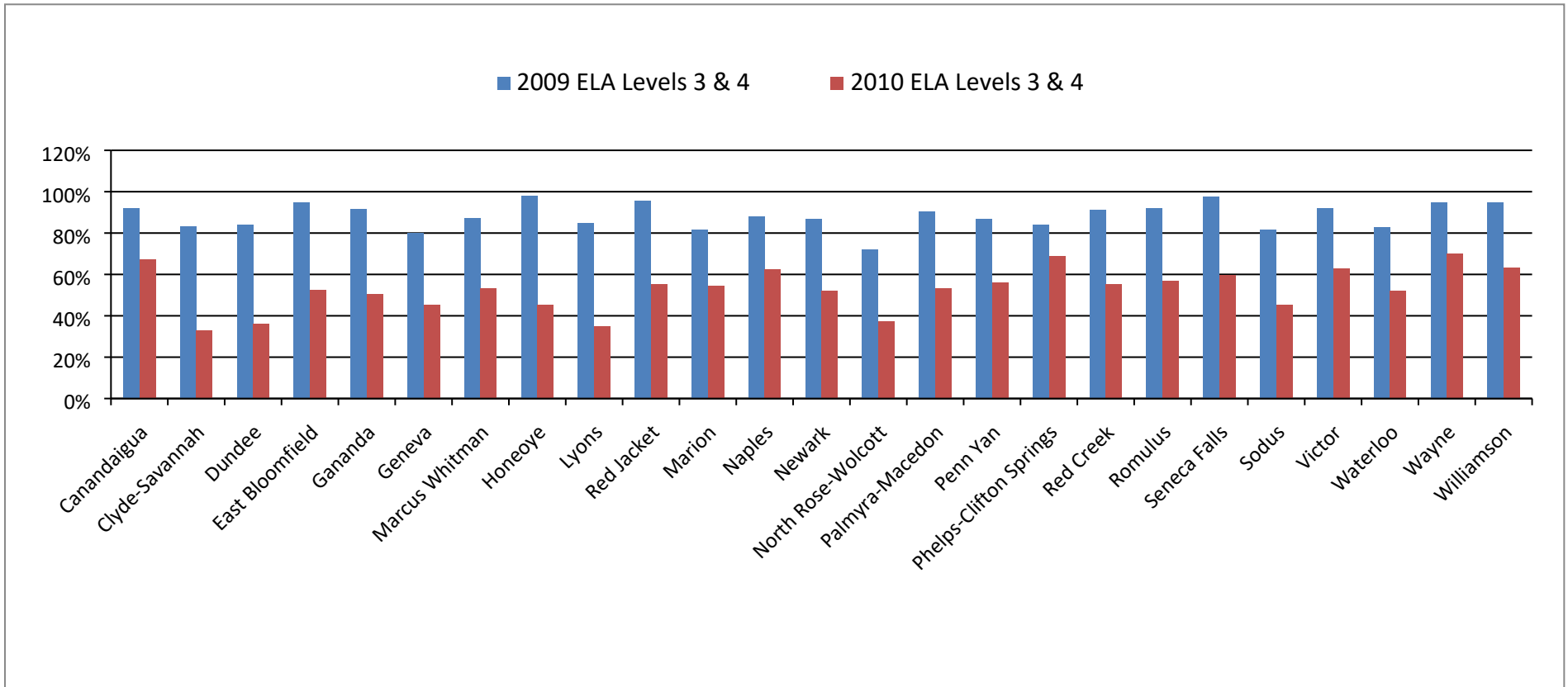
2009 and 2010 ELA 4
Percent Scoring at Level 3&4
WFL BOCES Component Districts



Performance Level	Canandaigua	Clyde-Savannah	Dundee	East Bloomfield	Gananda	Geneva	Marcus Whitman	Honeoye	Lyons	Red Jacket	Marion	Naples
2009 ELA Levels 3 & 4	86%	73%	83%	78%	81%	70%	76%	82%	81%	95%	82%	89%
2010 ELA Levels 3 & 4	66.00%	70.00%	60.80%	70.00%	68.80%	54.40%	76.20%	55.30%	55.00%	50.80%	63.60%	74.60%

Newark	North Rose-Wolcott	Palmyra-Macedon	Penn Yan	Phelps-Clifton Springs	Red Creek	Romulus	Seneca Falls	Sodus	Victor	Waterloo	Wayne	Williamson
82%	69%	79%	76%	85%	83%	70%	83%	78%	88%	74%	89%	82%
71.00%	55.40%	58.40%	59.80%	59.30%	52.60%	42.90%	70.40%	47.10%	66.90%	61.10%	74.30%	70.70%

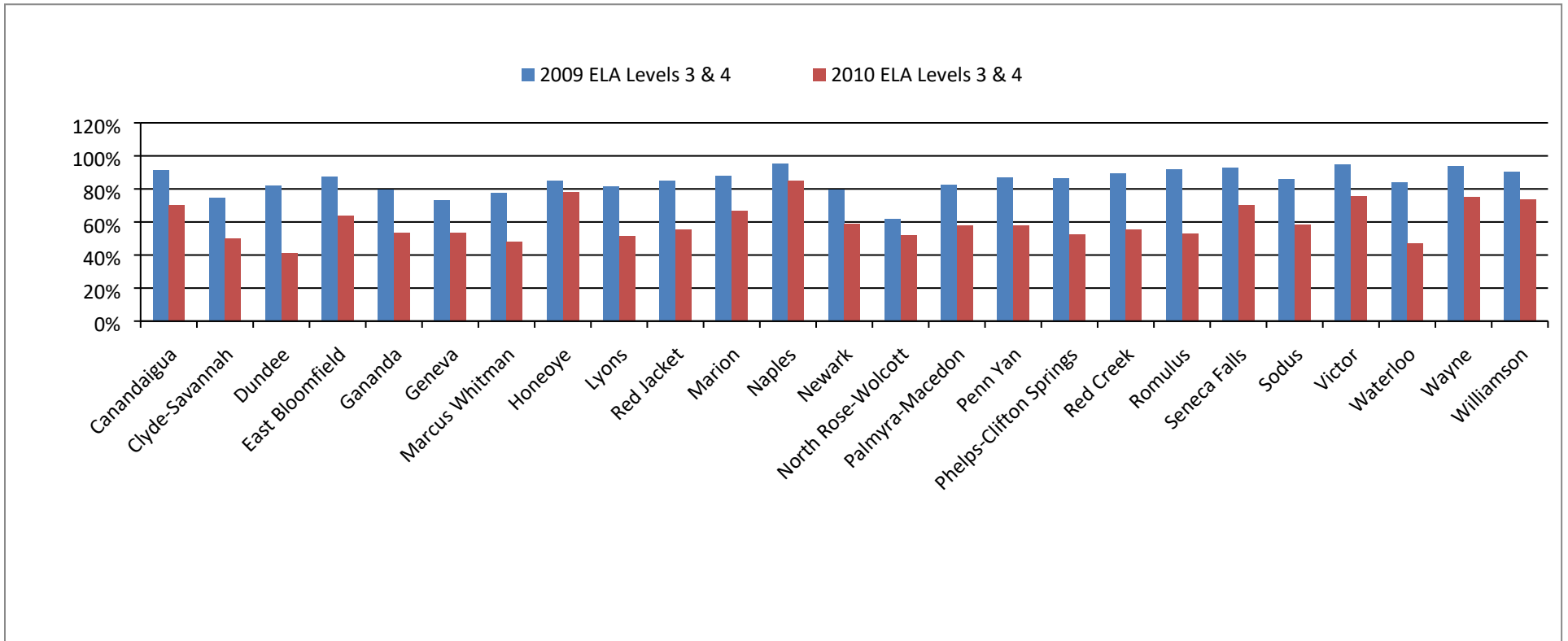
2009 and 2010 ELA 5
Percent Scoring at Level 3&4
WFL BOCES Component Districts



Performance Level	Canandaigua	Clyde-Savannah	Dundee	East Bloomfield	Gananda	Geneva	Marcus Whitman	Honeoye	Lyons	Red Jacket	Marion	Naples
2009 ELA Levels 3 & 4	92%	83%	84%	95%	92%	80%	87%	98%	85%	96%	82%	88%
2010 ELA Levels 3 & 4	67.10%	32.80%	36.00%	52.40%	50.50%	45.20%	53.40%	45.30%	34.80%	55.40%	54.60%	62.50%

Newark	North Rose-Wolcott	Palmyra-Macedon	Penn Yan	Phelps-Clifton Springs	Red Creek	Romulus	Seneca Falls	Sodus	Victor	Waterloo	Wayne	Williamson
87%	72%	91%	87%	84%	91%	92%	98%	82%	92%	83%	95%	95%
52.00%	37.30%	53.40%	56.20%	68.80%	55.20%	56.70%	59.50%	45.40%	62.70%	52.10%	70.20%	63.20%

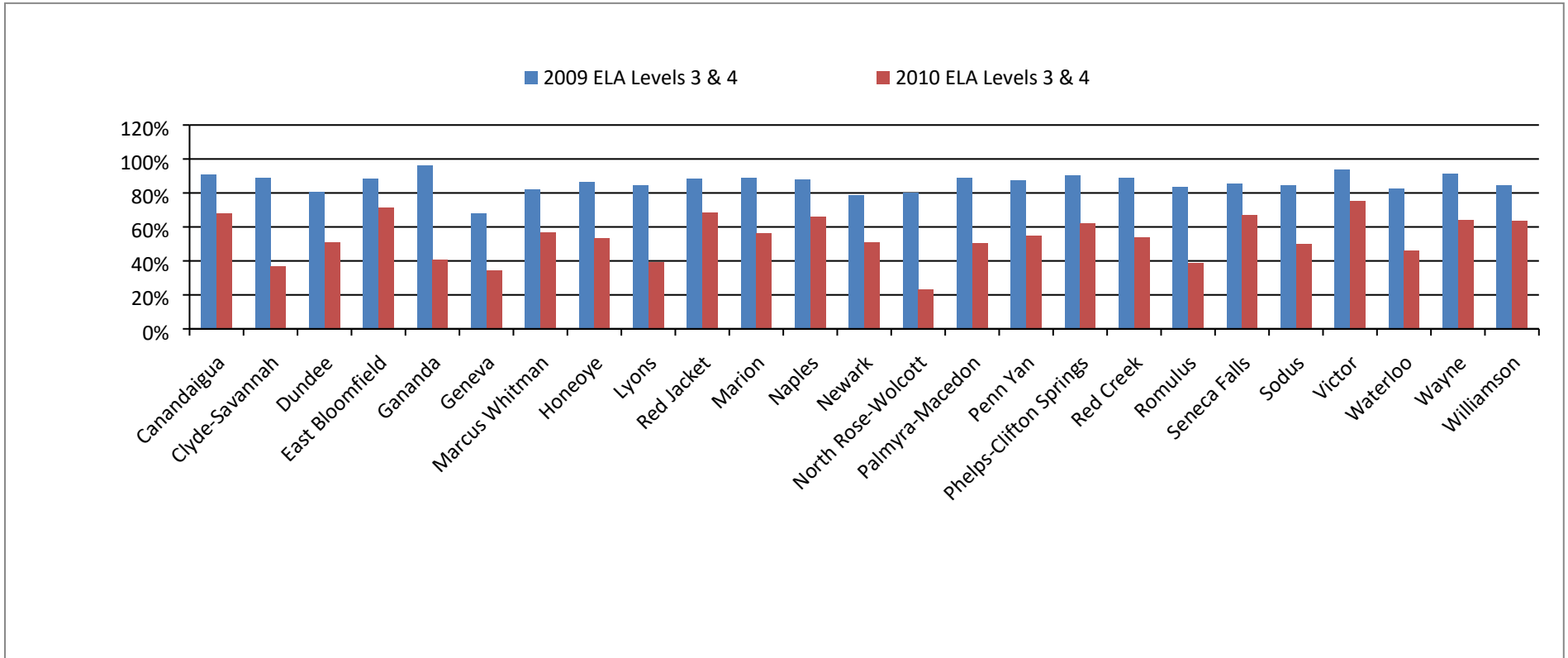
2009 and 2010 ELA 6
Percent Scoring at Level 3&4
WFL BOCES Component Districts



Performance Level	Canandaigua	Clyde-Savannah	Dundee	East Bloomfield	Gananda	Geneva	Marcus Whitman	Honeoye	Lyons	Red Jacket	Marion	Naples
2009 ELA Levels 3 & 4	91%	75%	82%	87%	80%	73%	78%	85%	82%	85%	88%	95%
2010 ELA Levels 3 & 4	70.10%	50.00%	41.00%	63.90%	53.50%	53.30%	47.90%	78.20%	51.50%	55.50%	66.70%	84.80%

Newark	North Rose-Wolcott	Palmyra-Macedon	Penn Yan	Phelps-Clifton Springs	Red Creek	Romulus	Seneca Falls	Sodus	Victor	Waterloo	Wayne	Williamson
79%	62%	83%	87%	87%	89%	92%	93%	86%	95%	84%	94%	91%
59.00%	51.80%	57.70%	57.70%	52.30%	55.50%	52.80%	70.20%	58.10%	75.70%	47.00%	75.00%	73.70%

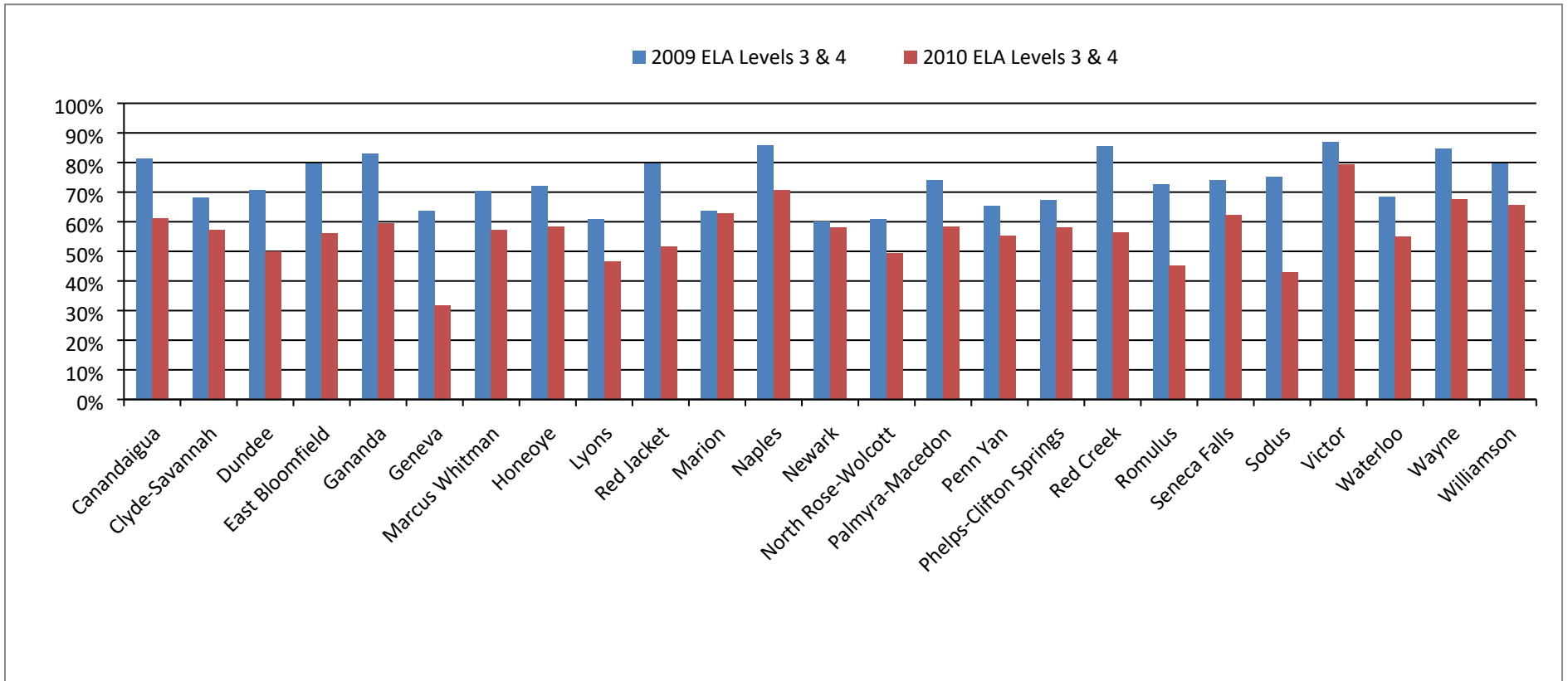
2009 and 2010 ELA 7
Percent Scoring at Level 3&4
WFL BOCES Component Districts



Performance Level	Canandaigua	Clyde-Savannah	Dundee	East Bloomfield	Gananda	Geneva	Marcus Whitman	Honeoye	Lyons	Red Jacket	Marion	Naples
2009 ELA Levels 3 & 4	91%	89%	80%	88%	96%	68%	82%	87%	85%	88%	89%	88%
2010 ELA Levels 3 & 4	68.00%	36.50%	50.70%	71.50%	40.80%	34.10%	56.50%	53.50%	39.40%	68.30%	56.10%	66.10%

Newark	North Rose-Wolcott	Palmyra-Macedon	Penn Yan	Phelps-Clifton Springs	Red Creek	Romulus	Seneca Falls	Sodus	Victor	Waterloo	Wayne	Williamson
78%	80%	89%	88%	90%	89%	83%	85%	84%	94%	83%	91%	84%
51.00%	22.90%	50.30%	54.90%	62.10%	53.60%	38.50%	67.00%	50.00%	75.20%	45.80%	64.10%	63.50%

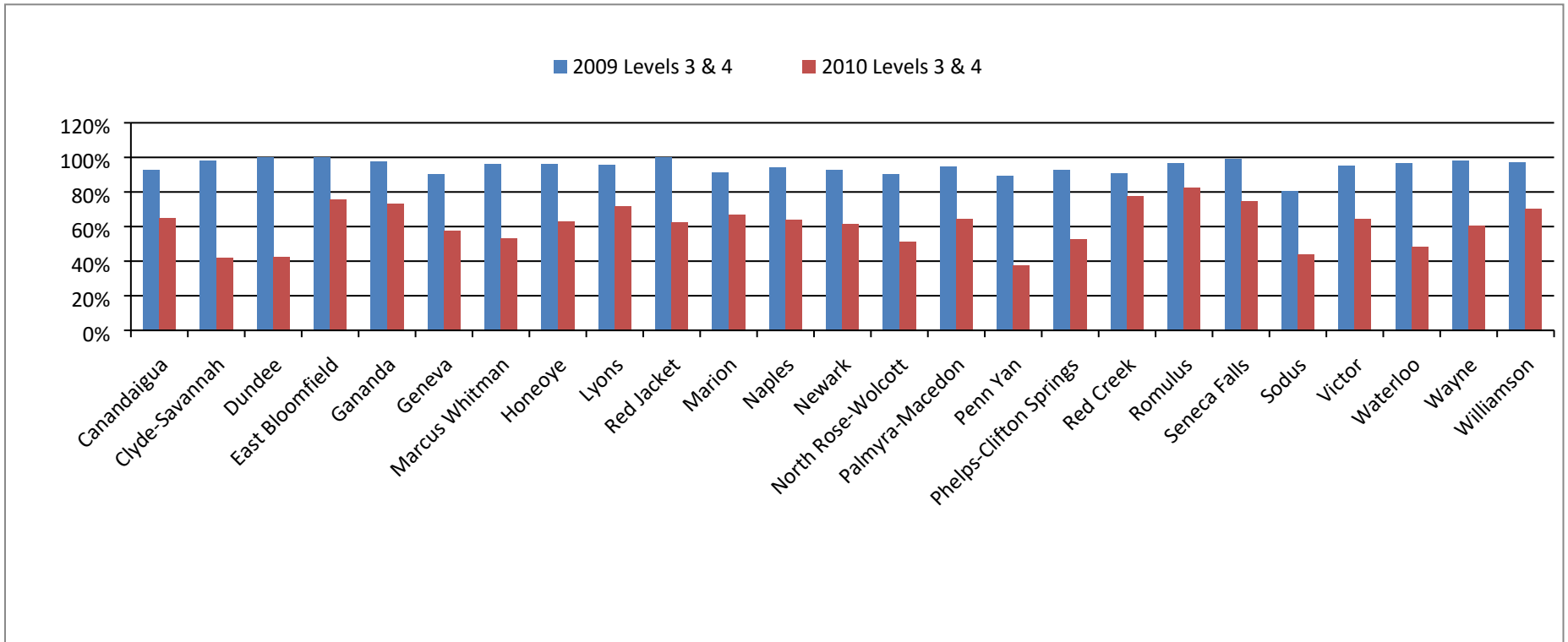
2009 and 2010 ELA 8
Percent Scoring at Level 3&4
WFL BOCES Component Districts



Performance Level	Canandaigua	Clyde-Savannah	Dundee	East Bloomfield	Gananda	Geneva	Marcus Whitman	Honeoye	Lyons	Red Jacket	Marion	Naples
2009 ELA Levels 3 & 4	81%	68%	71%	80%	83%	64%	70%	72%	61%	80%	64%	86%
2010 ELA Levels 3 & 4	61.20%	57.20%	50.00%	56.10%	59.60%	31.80%	57.20%	58.50%	46.60%	51.60%	62.80%	70.70%

Newark	North Rose-Wolcott	Palmyra-Macedon	Penn Yan	Phelps-Clifton Springs	Red Creek	Romulus	Seneca Falls	Sodus	Victor	Waterloo	Wayne	Williamson
60%	61%	74%	65%	68%	86%	73%	74%	75%	87%	69%	85%	80%
58.00%	49.50%	58.50%	55.30%	58.10%	56.30%	45.20%	62.20%	42.90%	79.40%	54.90%	67.70%	65.60%

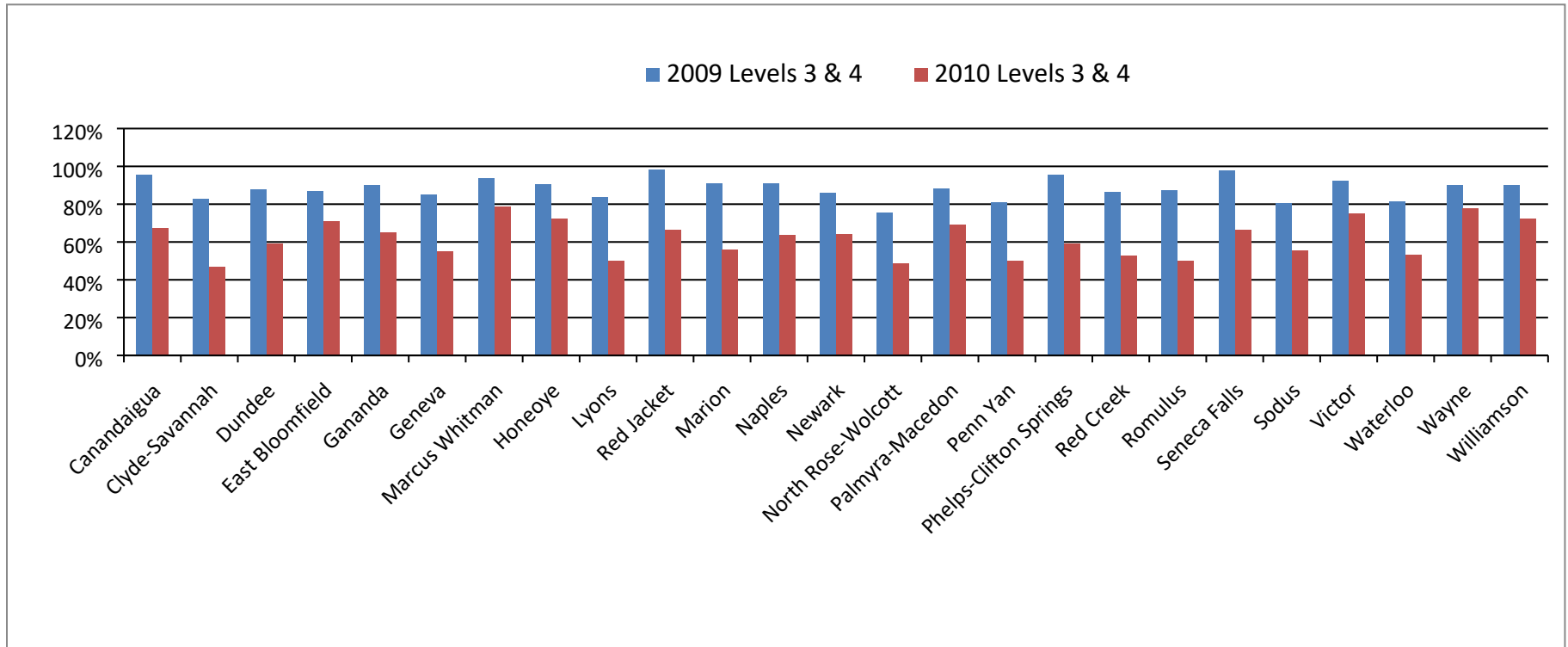
2009 and 2010 Math 3
Percent Scoring at Level 3&4
WFL BOCES Component Districts



Performance Level	Canandaigua	Clyde-Savannah	Dundee	East Bloomfield	Gananda	Geneva	Marcus Whitman	Honeoye	Lyons	Red Jacket	Marion	Naples
2009 Levels 3 & 4	93%	98%	100%	100%	97%	90%	96%	96%	95%	100%	91%	94%
2010 Levels 3 & 4	64.70%	42.00%	42.40%	75.70%	73.20%	57.30%	52.90%	62.80%	71.60%	62.10%	66.60%	63.60%

Newark	North Rose-Wolcott	Palmyra-Macedon	Penn Yan	Phelps-Clifton Springs	Red Creek	Romulus	Seneca Falls	Sodus	Victor	Waterloo	Wayne	Williamson
93%	90%	95%	89%	93%	91%	96%	99%	80%	95%	97%	98%	97%
61.40%	51.30%	64.40%	37.30%	52.60%	77.70%	82.40%	74.40%	43.90%	64.40%	48.40%	60.60%	70.10%

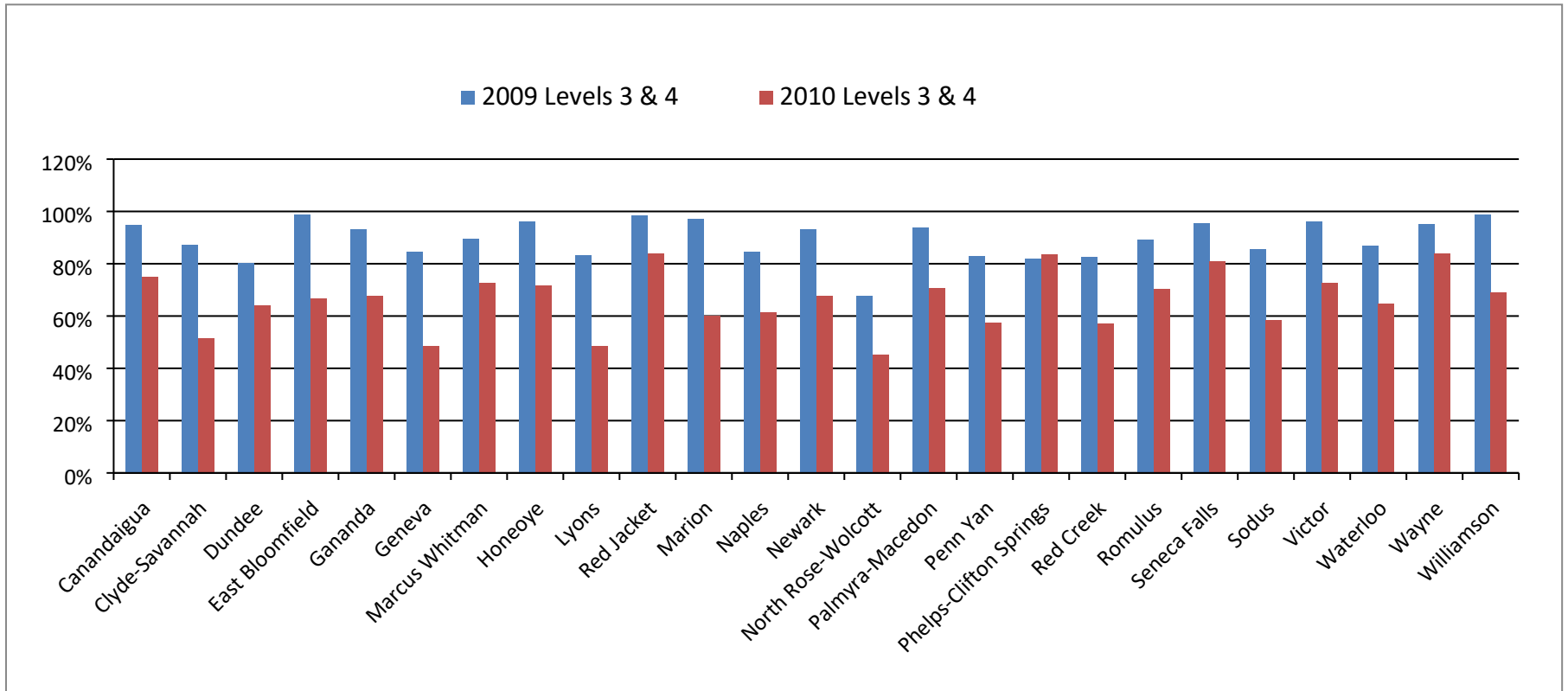
2009 and 2010 Math 4
Percent Scoring at Level 3&4
WFL BOCES Component Districts



Performance Level	Canandaigua	Clyde-Savannah	Dundee	East Bloomfield	Gananda	Geneva	Marcus Whitman	Honeoye	Lyons	Red Jacket	Marion	Naples
2009 Levels 3 & 4	95%	83%	88%	87%	90%	85%	94%	90%	83%	98%	91%	91%
2010 Levels 3 & 4	67.30%	46.70%	59.00%	71.00%	65.10%	55.00%	78.60%	72.40%	50.00%	66.20%	56.00%	63.70%

Newark	North Rose-Wolcott	Palmyra-Macedon	Penn Yan	Phelps-Clifton Springs	Red Creek	Romulus	Seneca Falls	Sodus	Victor	Waterloo	Wayne	Williamson
86%	75%	88%	81%	96%	86%	87%	98%	80%	92%	81%	90%	90%
64.20%	48.50%	69.10%	50.00%	59.10%	52.60%	50.00%	66.40%	55.60%	74.80%	53.10%	77.90%	72.40%

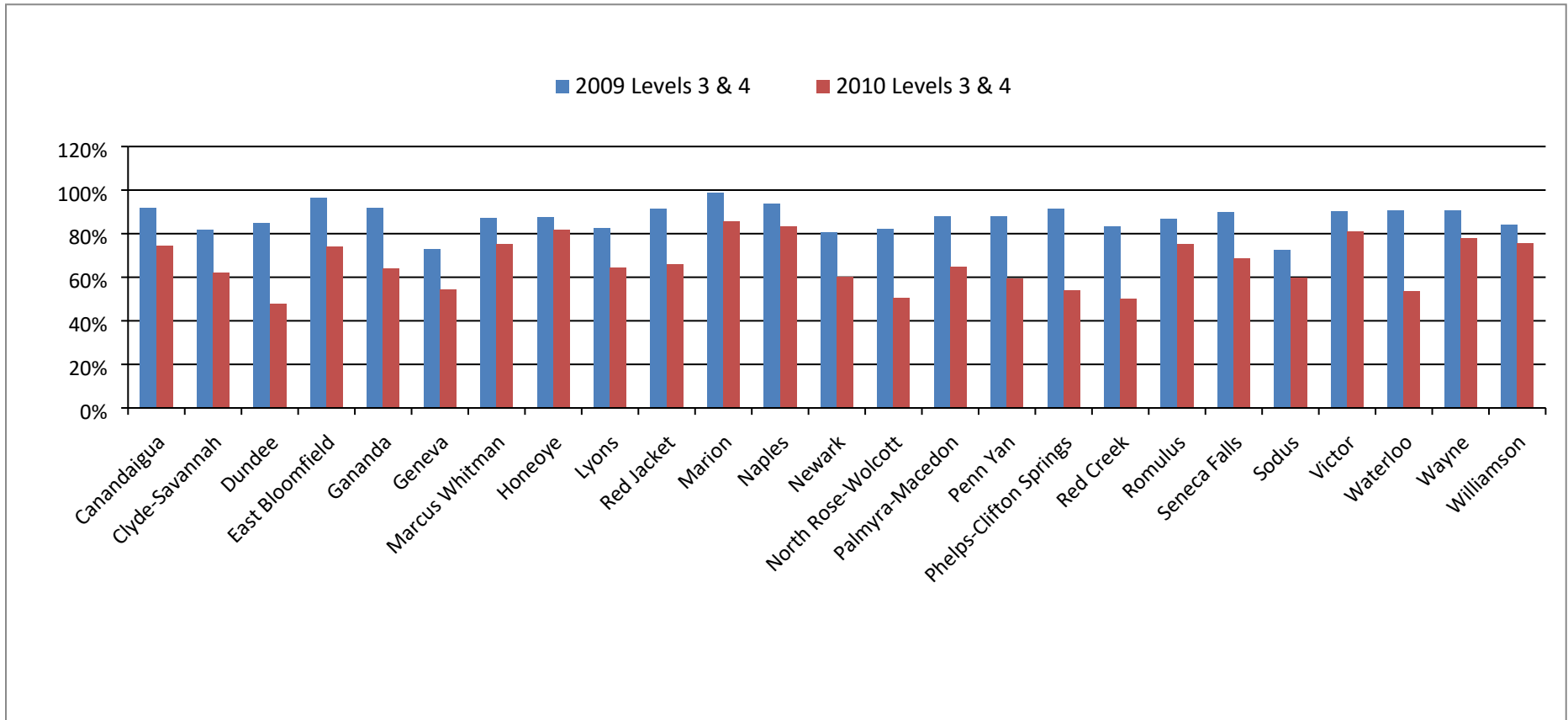
2009 and 2010 Math 5
Percent Scoring at Level 3&4
WFL BOCES Component Districts



Performance Level	Canandaigua	Clyde-Savannah	Dundee	East Bloomfield	Gananda	Geneva	Marcus Whitman	Honeoye	Lyons	Red Jacket	Marion	Naples
2009 Levels 3 & 4	95%	87%	80%	99%	93%	85%	90%	96%	83%	99%	97%	85%
2010 Levels 3 & 4	75.00%	51.50%	64.00%	66.70%	67.50%	48.30%	72.70%	71.70%	48.50%	83.90%	60.00%	61.40%

Newark	North Rose-Wolcott	Palmyra-Macedon	Penn Yan	Phelps-Clifton Springs	Red Creek	Romulus	Seneca Falls	Sodus	Victor	Waterloo	Wayne	Williamson
93%	68%	94%	83%	82%	82%	89%	95%	86%	96%	87%	95%	99%
67.60%	45.10%	70.70%	57.30%	83.50%	57.00%	70.30%	81.00%	58.40%	72.50%	64.80%	84.00%	68.90%

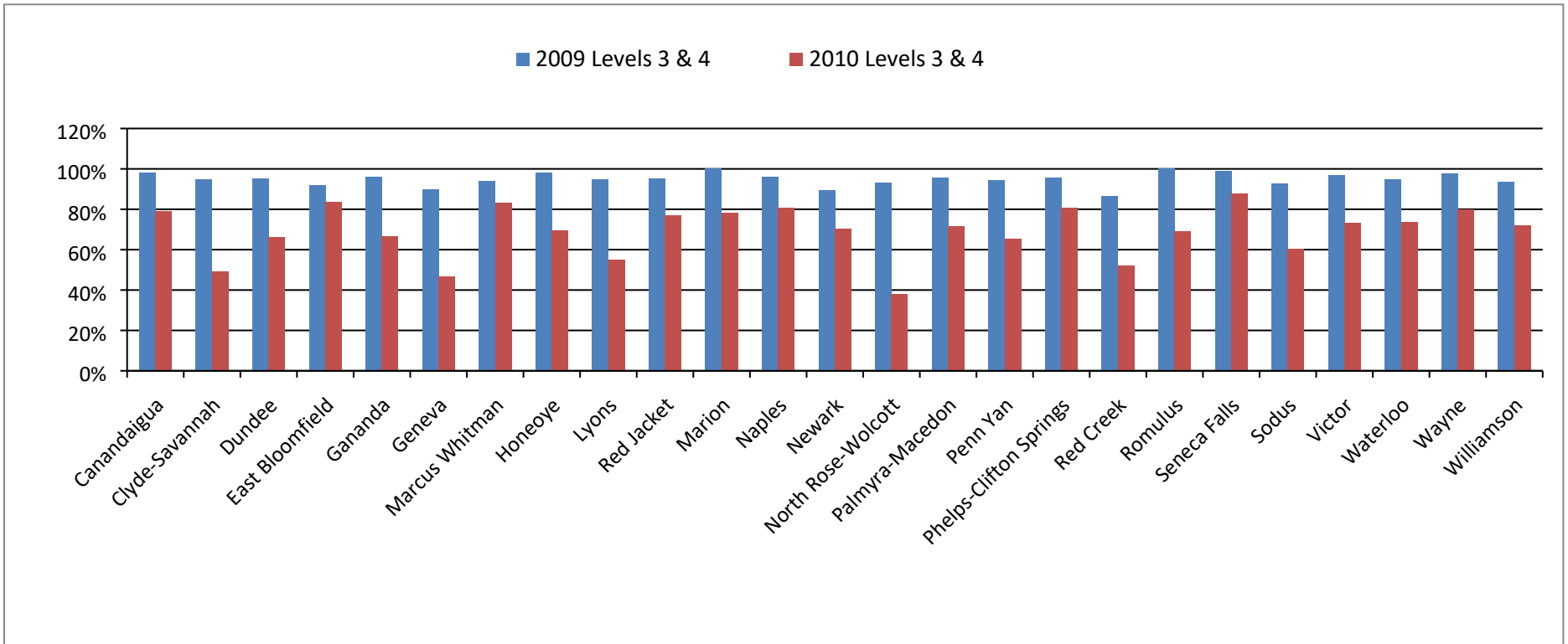
2009 and 2010 Math 6
Percent Scoring at Level 3&4
WFL BOCES Component Districts



Performance Level	Canandaigua	Clyde-Savannah	Dundee	East Bloomfield	Gananda	Geneva	Marcus Whitman	Honeoye	Lyons	Red Jacket	Marion	Naples
2009 Levels 3 & 4	92%	82%	85%	96%	92%	73%	87%	88%	82%	91%	99%	94%
2010 Levels 3 & 4	74.20%	62.10%	47.50%	73.90%	64.00%	54.30%	75.00%	81.80%	64.20%	65.70%	85.50%	83.10%

Newark	North Rose-Wolcott	Palmyra-Macedon	Penn Yan	Phelps-Clifton Springs	Red Creek	Romulus	Seneca Falls	Sodus	Victor	Waterloo	Wayne	Williamson
81%	82%	88%	88%	91%	83%	87%	90%	72%	90%	91%	91%	84%
60.20%	50.40%	64.50%	59.30%	53.90%	50.00%	75.00%	68.50%	59.50%	80.90%	53.50%	77.70%	75.60%

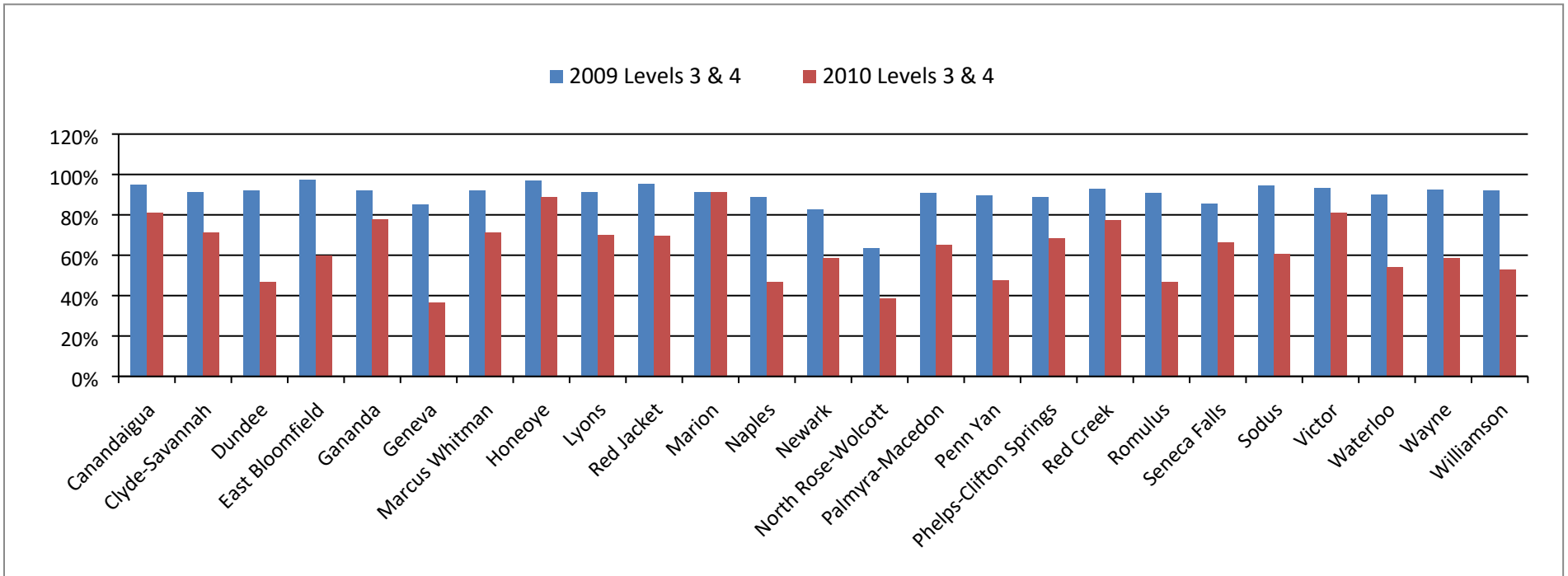
2009 and 2010 Math 7
Percent Scoring at Level 3&4
WFL BOCES Component Districts



Performance Level	Canandaigua	Clyde-Savannah	Dundee	East Bloomfield	Gananda	Geneva	Marcus Whitman	Honeoye	Lyons	Red Jacket	Marion	Naples
2009 Levels 3 & 4	98%	95%	95%	92%	96%	90%	94%	98%	95%	95%	100%	96%
2010 Levels 3 & 4	79.10%	49.20%	66.20%	83.40%	66.70%	46.80%	83.30%	69.40%	54.90%	76.80%	78.10%	80.60%

Newark	North Rose-Wolcott	Palmyra-Macedon	Penn Yan	Phelps-Clifton Springs	Red Creek	Romulus	Seneca Falls	Sodus	Victor	Waterloo	Wayne	Williamson
89%	93%	96%	94%	96%	86%	100%	99%	93%	97%	95%	98%	94%
70.20%	37.90%	71.70%	65.50%	80.70%	52.10%	69.20%	87.60%	60.40%	73.20%	73.50%	80.00%	72.10%

2009 and 2010 Math 8
Percent Scoring at Level 3&4
WFL BOCES Component Districts



Performance Level	Canandaigua	Clyde-Savannah	Dundee	East Bloomfield	Gananda	Geneva	Marcus Whitman	Honeoye	Lyons	Red Jacket	Marion	Naples
2009 Levels 3 & 4	95%	91%	92%	98%	92%	85%	92%	97%	91%	95%	91%	89%
2010 Levels 3 & 4	81.00%	71.40%	46.90%	59.70%	77.90%	36.60%	71.10%	88.70%	69.90%	69.40%	91.40%	46.70%

Newark	North Rose-Wolcott	Palmyra-Macedon	Penn Yan	Phelps-Clifton Springs	Red Creek	Romulus	Seneca Falls	Sodus	Victor	Waterloo	Wayne	Williamson
83%	64%	91%	89%	89%	93%	91%	86%	95%	93%	90%	92%	92%
58.50%	38.60%	65.10%	47.70%	68.40%	77.50%	46.70%	66.30%	60.70%	81.10%	54.20%	58.60%	52.80%