

# KESHEQUA CENTRAL SCHOOL

## DALTON ELEMENTARY NEWS



Volume 9 Issue 2

October 2009



### Letter from Our Superintendent

Letter From Our Superintendent	1
Pre-K	2
Kindergarten	3&4
1st Grade	5
2nd Grade	6
3 rd Grade	7
PeaceBuilders	8
Hoops for Hearts	9
Halloween Special	10
Visiting Author	11
The TA's Corner	12
From The Art Room	13
Book Festival	14
Flu Facts	15
Coming in November	16
Insert	
December's Breakfast and Lunch Menu	

Dear Keshequa School Community:

As part of our communications regarding the H1N1 flu and its impact on schools, I wanted to update you on the current student absence situation at school. I would also like to thank you for the extra attention that you have taken in making sure that you keep your child who exhibits flu-like symptoms home from school. This is a critical step in limiting the exposure of healthy individuals to the flu and other illnesses.

This week we have had a significant increase in the number of student absences. Parents have been reporting flu-like illness symptoms. We expect that many of these cases may be H1N1 although not all doctors' offices or emergency rooms are testing for it at this time. In cooperation with the Livingston County Health Department we will continue to monitor the levels of student and staff absences, as we have all year. Confirmed cases of H1N1 do not mean that a school district will be closed as school closure is not recommended unless absenteeism of students or staff makes it impossible to maintain normal operations or a safe environment. As I have mentioned in previous communication, our goal is to keep school open to students and functioning in a normal manner during the flu season.

Our staff will continue to urge students to follow good personal hygiene habits which include:

- \*Covering your nose and mouth with a tissue when you cough or sneeze. Throw the tissue in the trash after you use it.
- \*Washing your hands often with soap and water, especially after you cough or sneeze.
- \*Using hand sanitizers when soap and water are not accessible.
- \*Avoiding touching your eyes, nose or mouth since this is the main way that germs are spread and illnesses are passed from one person to another.
- \*Trying to avoid close contact with sick people.

The Livingston County Health Department notified us that they expect to have enough of the H1N1 vaccine to conduct a vaccination clinic for students in mid-November. Recently a letter was sent regarding an in-school vaccination clinic for both H1N1 and seasonal flu. Many parents have requested the paperwork for this opportunity. As soon as we receive the documents from the Health Department we will send them to those that made the request.

The Center for Disease Control has information available for parents including a question and answer section that may be able to provide more information. Please check their website at this address:

[http://www.cdc.gov/flu/freeresources/2009-10/pdf/pan\\_flu.pdf](http://www.cdc.gov/flu/freeresources/2009-10/pdf/pan_flu.pdf)

We will notify you of any additional changes to our school's strategy to prevent the spread of flu as they occur.

If you have any questions, please call our School Nurses, Nedra Stevens in the Nunda building at 468-2541 extension 2027 or Noreen Sanford at the Elementary building at 476-2234 extension 1148. Together we can continue to provide a safe and healthy environment for everyone at Keshequa.

Marilyn Capawan

Superintendent of Schools

Visit us on the  
Web  
[www.keshequa.org](http://www.keshequa.org)

'To live a creative life we must lose our fear of being wrong.' Joseph Chillons Pearce

Halloween Special Edition

## WHAT'S HAPPENING IN PRE -K ...

Pre-K is off to a great start! We have been very busy learning new things. Here is a taste of some of what we have been doing so far ...

- ▶ We have been learning how to use the computers. We love working on Preschool Jump-start! It teaches us colors, shapes, letters, sounds, rhyming, counting, numbers, and much more!
- ▶ We have been experimenting with shapes. We have been using different shapes to create cool designs!
- ▶ We have also been learning about circles, rectangles, squares, and triangles. We have been finding these shapes around our school and in our classroom.
- ▶ We had a lot of fun learning about fire safety and prevention from the Nunda Fire Department. We learned not to play with lighters or matches and we learned how to "stop, drop, and roll" while covering our faces if we were ever on fire.
- ▶ Most importantly, we have been working on our names. We have been practicing recognizing our names, spelling our names, and writing our names.

We welcome you to check out our new class webpage at <http://www.keshequa.org/webpages/KLong/>. This page is updated weekly with new photos and information on what we are doing and learning!

Mrs. Long's Pre -K



Working on Computers




Experimenting with shapes



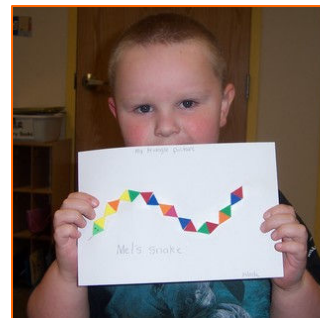
Spelling Names



Fire Safety & prevention Day



Finding Squares



Triangle snake

## Kindergarten Visits Baughmann's Pumpkin Ranch

### A Perfect Pumpkin Patch Day

The Kindergarten classes enjoyed a beautiful autumn day at Baughmann's Pumpkin Patch in Geneseo. The children ate a picnic lunch and had a hay wagon ride to the huge field of pumpkins. The boys and girls searched for the perfect pumpkin amongst some funny and some scary Halloween scarecrows. Many of the children also walked through a decorated haunted house and a corn maze. What a fun way to learn about the autumn harvest! Thank you to the many parents who came with us.



# Kindergarten Visits Baughmann's Pumpkin Ranch



# Bus Safety Week With 1st Grade



The first graders in Mrs. Beachel's class enjoyed learning about bus safety this month. Mr. Beardsley started by showing us how to properly hook our seatbelts and adjust them. We also reviewed safety rules while on the bus and the importance of remaining quiet so the bus driver can hear the radio, sirens, and train whistles. The children remembered these things from kindergarten and it was very impressive! We also talked about

staying in our seats and keeping our hands and feet to ourselves. After we went over rules, we got a chance to practice crossing the road in front of the bus looking at the bus driver for signals. Mrs. Beachel was the fill-in bus driver, but will leave the real driving up to the professionals.



We reviewed the Top Three Rules from Buster the Bus:

1. Always stay in your seat.
2. Keep your hands and feet to yourself.
3. Talk quietly.



**EDITORS NOTICE:** There will not be a November Newsletter this year. You will find December's Breakfast and Lunch Menu in this Newsletter. The November Breakfast and Lunch Menu has been sent home with your child during the last week of October. See you in December with more great articles and information. ©

# SECOND GRADERS WORK TOGETHER

Mrs. Downey's class worked on some team building activities with Mr. Wiggins. They made a spider web by following directions and they had to work together for it to work. Nice job kids!



They are busy making new friends and learning from one another.

Second graders in Mrs. Downey's and Mrs. Wood's classes have had a great start to second grade.



Mrs. Downey's class is learning about the world around them. They are using our expandable ball to show that North America is our continent and inside of that is the United States and then New York State. They are beginning to understand that North America is the largest and everything else is smaller. Way to go kids!!!



Mrs. Wood's class has been using our new math series to investigate different math concepts such as addition and subtraction. We have had many opportunities to use manipulative such as cubes, dice, and counters to play the games that are included in our new books.



Mrs. Downey's and Mrs. Wood's classes wrote silly stories and then illustrated them. They worked very hard. When they were completed they read them to their classmates. Great job kids!!



# Third Grade Gets E-Mail from South Africa

## A South African Journey

For 2 weeks in October Miss Cantleberry's class learned about South Africa when her father went for a visit and emailed the class almost daily. We learned about Johannesburg and Cape Town, 2 cities in South Africa. When he went on a safari we heard all about the animals he saw like giraffes, elephants, rhinos and many more. We asked about the land, the clothing and the money there and were even able to try some South African food!

Mr. Cantleberry told us how recently the biggest diamond in the world had been found in South Africa, the people there are taught English in their schools, and he told us about eating many interesting things like a termite, kudu and warthog.

Mr. Cantleberry brought 2 new friends home with him named Wanda and Larry. They want to visit a school in New York so he's going to bring them to meet us. We can't wait!

The pictures are:

Jerrin Cassidy holds a South African flag. (right)

Brandy Bird and Dylan Deaton try bobotie, a South African dish. (below)



# Mrs. DeMarco's 3rd Graders Write Spider Cinquain Poetry.

## SPIDER CINQUAIN POETRY

The Cinquain is a form of poetry which consists of five lines.

Line 1—one word of two syllables introducing the subject

Line 2—two words or four syllables describing the subject

Line 3—Three words or six syllables showing action

Line 4—four words or eight syllables expressing a feeling or observation about the subject

Line 5—one word of two syllables renaming or describing the subject

Spiders  
Sneaky as cats  
Look creepy and nasty  
Spiders, Spiders, Spiders  
Spiders  
Spiders!  
By: Alyssa Cartwright

Spooky  
Many eyes  
Staring at me and you  
They look scary but they aren't  
Helpful  
By: Jocelyn Parthemer



Spiders  
They're spooky  
And so creepy  
Floating, darting on the water  
Freaky  
By: Brandon Cassidy

Creepy  
Red dot  
Black and hairy  
Do you see what I see today?  
Widow  
By: Jacob James



Spiders  
Are helpful  
To most humans  
They eat every bug  
Thanks!  
By: Tony Jeffords

## I Noticed You Awards

VICTORIA KEPPEM

JESSE EATON

TREY LEARN

RYLIE COLUMBO

JENNA PARSONS

RENE FIGEURORA

MATT SIMONE

LACEY HILLIER

MACKENZIE GILLEN

FAITH WOOD

JUSTIN DARDEN

KAITLYN GALTON

ASHLEY BARKLEY

### PEACE BUILDERS PLEDGE

I am a peace builder

I pledge to praise people

To give up put-downs

To seek wise people

To notice and speak up

about hurts that I have caused

To right wrongs

I will build peace at home at

school and in my community

each day.

JOSH O'DELL

MRS. GEHRIG'S CLASS

JOE THOMPSON

COLLIN WEBER

JOHNATHAN SZIJARTO

PAIGE MCKERROW

PAIGE BURLEY

HANNAH MERITT

JOHNNY BAILEY

KYLER GILBRIDE

CHAD CURRY

JUSTIN BAKER

## ANNUAL RED RIBBON WEEK

### PEACEBUILDER ASSEMBLY

This year's assembly took place on October 28<sup>th</sup>. Our theme was "Building Peace is a Wise Choice and Wise People Can Help". Students were asked to wear red and all students wore red ribbons to signify our unity in making healthy choices. The adults all wore buttons that said, "Wise Person". During the assembly, the students put on a "thank you" parade for all of the adults in the building. The students had each made a poster that read, "I Seek Wise People for Help With...." Students chose a skill that they have learned at school that is making them a more successful student.

They then decorated the poster and carried it in the parade. All students marched across the stage and many posters were read. After students exited the stage, they gave their poster to one of the wise adults in the audience. When the parade was over, the entire school sang the "Wise Person Song" and finally the "We are PeaceBuilders" song. Building a sense of community and belongingness is critical to student success and our wise adults here at Dalton Elementary really make a difference.





# HOOPS FOR HEART



Keshequa will again be participating in Hoops for Heart in the month of November! Keshequa has participated two times now in the last 4 years and we have raised over \$9000! Our goal this year is to again raise over \$4000. Students in grades 2-5 will be going out and asking for donations to raise money for the American Heart Association. In return they promise to play some hoops after school and have fun!

Each person that donates can put their name or someone else's name (In Memory Of...) on a colored basketball. These colored basketballs will be put throughout the school. The money goes to help adults and students with heart problems as well as new research. In return for the students hard work they are awarded prizes for different levels of success. At the same time students will learn about kids who have heart problems, eating right and exercise and they will get the satisfaction of helping save lives.

Students do not have to participate. The information will be handed out in class on **November 3rd-5th**. As soon as the information is handed out students can start. Students will get a sponsor form and a handful of colored basketballs. When they receive sponsors and put the name on a colored basketball they are asked to bring them in the next day to Mr. Isaman or Mr. Uveino's office. Then we are able to fill the halls and students are not bringing them all in at the end. Parents don't make copies of the basketballs at home. The students can get more copies in Mr. Isaman's office any time. All students will have a week and a half to collect donations. The money and sponsor forms are due no later than **Tuesday, November 17th (the prizes will be ordered the next day)**. The second and third graders will be celebrating and hooping it up after school on **Wednesday, November 18th**, and the fourth and fifth graders will enjoy their day after school on **Thursday, November 19th**. If you have any questions call Mr. Isaman or Mr. Uveino. Thank you in advance for your support!


## 4th & 5th Grade Halloween Dance

### Halloween Party

The annual Keshequa Elementary Student Council; hosted an after school Halloween Party for 4<sup>th</sup> and 5<sup>th</sup> grade students. Many children showed up as witches, goblins, and many other creative costumes! Children enjoyed: Pin the Tail on the Cat, popular dances like the Electric Slide, the Twist, and Macarena. Fun was had by all!



'Through learning we re-create ourselves. Through learning we become able to do something we were never able to do.' Peter Senge



# Halloween



# 2009



Student Name: \_\_\_\_\_ Homeroom: \_\_\_\_\_

# Visiting Author Barbara Palmer Book Order Form

On November 19, 2009 children's book author & illustrator Barbara Palmer will be visiting Dalton Elementary School. As a special treat for our students, if you purchase her book she will personally autograph it.

Please return the completed book order to your homeroom teacher. Payment must accompany the order. Payment by check is accepted; please make the check out to "Barbara Palmer".

Order must be returned by Friday, November 13, 2009.

Book Title	Book Price	Quantity	Total
A Clue for you: tail in the	\$13.99		

*Please print the name the book is for  
(no special dedications please, just a name)*

\_\_\_\_\_

## The Teaching Assistants' Corner

Previously I explained who a teaching assistant is. In order to explain what a teaching assistant does, I have to explain how a child learns and how a teacher adapts their lessons to incorporate individual learning styles.

We all have an individual preferred learning style whether we realize it or not. Basically, there are three different styles:

**Visual Learners**- learn by **seeing** words written down, using pictures when describing things, drawing time lines for events in history, writing assignments on the board, using overhead transparencies/handouts, and writing down instructions.

**Auditory Learners** – learn by **hearing** and having things repeated. They do well in small group discussions, listening to books on tape, working on the computer with head phones, and writing oral reports.

**Tactile or Kinesthetic Learners** – learn by **hands on**. These children do better with hands-on activities (number and letter cubes in the elementary school are popular), experiments, assigning projects and having frequent breaks that allow for movement.

Teachers today incorporate all the learning styles. It is the job of the teaching assistant to implement the teacher's plan, incorporating the best learning style, and working in small groups or individually with children that are having a difficult time. Teaching assistants use games, flash cards, tape recorders, overhead transparencies, Parmethean boards, hand manipulatives and various other tools and equipment to help children learn.

Learning today is fun. It is a fast pace world and today's children must learn quickly and move on. Incorporating all the learning styles and using their own creativity, teachers and teaching assistants help children to succeed. Hopefully now you know who a teaching assistant is, how your child learns and how a teacher and teaching assistant help your child to succeed.

Dee Dee Burt

### Quote of the Day

**"Teachers can be learners, and learners can be teachers. We are all both." Marilee Sprenger**



Help us in helping others!

The Keshequa Elementary Student Council is hosting a food drive. We are asking students, faculty and staff to bring in any variety of non-perishable (Canned, boxed, jarred, or bottled) food goods. The collection will be donated to the Nunda Food Pantry and the Keshequa Backpack Program.

We will be collecting during the weeks of November 2 through November 13. Help us make a difference in our community!

**\* Paper products will also be accepted!**



## *From the Art Room...*

October is almost over, and the school is filled with the beautiful colors of fall, both in our classrooms and in our halls. The student artwork is very beautiful. I hope you all have enjoyed it, and more will be on display soon as students finish their work and we get the work mounted for display. We had a wonderful turn-out for our elementary open house! Thanks to all of you who came. I know it made your child very happy that you came in to see their work!!

If any of you would like to volunteer to help me out at times in the art room, either mounting work for display or helping to hang it up, I would greatly enjoy your assistance. Please call me at 476-2234, ext. 1140. Additionally, while I know that the month of May is several months away, please keep in mind that I would love you to show some of your own artwork along with our students during the evening of our Dalton Fine Arts Festival on Monday, May 17<sup>th</sup>. This offer is open to both professional artists and amateurs alike.

Here's a question many have often asked: **What is Art?** In Shelly Essak's article retrieved from [http://arthistory.about.com/cs/reference/f/what\\_is\\_art.htm](http://arthistory.about.com/cs/reference/f/what_is_art.htm) she gives us a nice reply:

Well, **Art is form and content.**

"Art is form and content" means: All art consists of these two things.

**Form** means (1) the **elements** of art, (2) the **principles** of design and (3) the actual, **physical materials** that the artist has used. Form, in this context, is concrete and fairly easily described - no matter which piece of art is under scrutiny.

Suppose you've written: "One half of all art is form. Here is how Goya's *The Shootings of May Third, 1808* fits in." You would then go on to provide details about how Goya used color, value, space and line (elements of art). He used balance, contrast, emphasis and proportion (principles of design). He composed the aforementioned elements and principles on canvas, using brushes and oil paints (the physical part of "form").

The example just given employed a work of Western art, and was written in English. It doesn't take much of a leap in imagination, though, to understand that the concepts *behind* "form" could be applied to any piece of art, created anywhere on earth, at any time, using any language. With that, we have successfully covered "form".

Content, now, gets a little more tricky. "**Content**" is idea-based and means (1) **what the artist meant to portray**, (2) **what the artist actually *did* portray** and (3) **how we react**, as individuals, to both the intended and actual messages.

Additionally, "content" includes **ways in which a work was influenced** - by religion, or politics, or society in general, or even the artist's use of hallucinogenic substances - at the time it was created. All of these factors, together, make up the "content" side of art.

Returning to the Goya example, you might comment on the fact that the shootings were an actual event. Napoleon had invaded Spain, at the time, and subjected it to six years of war and revolution (political and social influences). There had been a revolt by citizens of Madrid, and they were summarily executed (historical context). Goya, obviously, didn't think this was good and recorded the stark horror for all posterity. (He was successful at conveying that which he meant to convey.) We react to the painting in our different ways - usually with mixed feeling of revulsion, anger and sorrow.

Again, we are discussing "content" using one picture as an example, but the same parameters apply to any piece of art.

## DALTON ELEMENTARY NEWS

### KESHEQUA CENTRAL SCHOOL

P.O. Box 517  
Nunda, New York, 14517  
Phone: (585) 468-2541

Dalton Elementary  
Dalton, New York 14836  
Phone: (585) 476-2234



*Ami Hunt—Principal*

1716 Church Street

#### Youth Basketball for girls grades 4-6

A winter travel basketball league is planned for girls grades 4-6. We anticipate practices at Dalton every Tuesday night from 6-8 PM from the first week in December to the first week in March. Additional practices and then games will be played on Saturdays with locations to be designated. If you are interested in playing, please contact Mark Ewing at 658.4288

### ELEMENTARY HOLIDAY CONCERT SCHEDULED

The Elementary Holiday Concert will be held on Thursday, December 17, 2009 at 7:00pm in the High School auditorium. Mrs. Sanford and Mrs. Willowglade will send home notification on when the children should show up.

### Coming in November

- 11/4 School Physicals (9:30—11:30)
- 11/5 1st & 2nd Grade TheatreWorks Field Trip 11:20am
- 11/7 Chess Club to Mount Morris 8:30am
- 11/10 Picture re-takes
- 11/11 Veteran's Day
- 11/12 Merry Go Round Theatre Grade 3 - 9:15am
- 11/12 Board Meeting/Dalton
- 11/13 End of First Marking Period
- 11/16 5th Grade State Social Studies Exam
- 11/17 5th Grade State Social Studies Exam
- 11/19 Visiting author Barbara Palmer
- 11/20 Merry Go Round Theatre Grade 4 - 9:15am
- 11/20 Annual Senior Citizen's Thanksgiving Dinner

## Halloween Safety Tips from Our School Resource Officer



Officer Didas visited our Elementary classrooms and spoke with the students about Halloween Safety. Officer Didas passed out safety flyers and he also treated the students with some candy. The students really enjoyed their visit with our resource officer.

Thank you Officer Didas.



What a child can do today with assistance, she will be able to do by herself tomorrow'. Lev Vygotsky.